

Unmasked

The Truth about False Religions



Strong Students Introduction 2
 Kit Contents and Resources..... 3
 How to Teach Strong Students 4
 Knowing Your High School Students..... 5

Session	Title	Theme	Page
1	The Menace behind the Mask	God uses His Word to help us identify and resist Satan’s false teachings.	6
2	Insight into Worldviews	God gave us the Bible so we might know Him and view the world from His perspective.	17
3	The Occult: Deceptive and Doomed	God has exposed the occult as Satan’s destructive alternative to God’s truth.	27
4	Catholicism: Sincere but Lost	God gave us the Bible as our only authority for doctrine and offers us salvation by grace through faith.	37
5	Mormonism: Devoted but Confused	God gave us His complete, inspired Word and warned us not to add to it or change it.	48
6	Jehovah’s Witnesses: Working but Unwise	God provides wisdom to those who accept the truth found in His Word.	58
7	Scientology: Seeking but Unsatisfied	God provides His Word as humanity’s source for truth concerning salvation.	68
8	Kabbalah: Decoding but Deceived	God reveals Himself through His Word and makes clear humanity’s sinful nature.	77
9	Islam: Popular but Powerless	God reveals Himself in the Bible as one God in three persons: Father, Son, and Holy Spirit.	87
10	New Age: Searching but Empty	God is above all, not in all, and He, not humanity, is in control.	96
11	Hinduism: Moving but Mistaken	God lovingly provided Christ as the only way to salvation.	106
12	Buddhism: Noble but not Enough	God provides one way to salvation and uses our trials for our good and His glory.	115
13	The Reason for the Masks	God gives the world the only real solution to the problem of death.	125



Regular Baptist Press

Middle and High School Teacher Guide • Vol. 4, No. 2 • © 2024 Regular Baptist Press • Printed in U.S.A.
 King James Version

STRONG

curriculum

A world weak on truth needs a strong, trustworthy message. STRONG Curriculum builds stronger churches by teaching all Scripture to produce spiritually mature believers who measure up to the stature of Christ.

A Plan You Can Trust

The Bible has the answers to what students need most. No other book or philosophy contains God's power to save and transform lives. Because of this, we've made it our unwavering commitment to build Strong Students upon the sure foundation of God's Word. With this curriculum, your church can develop teens who will be strong defenders of the faith.

The Strong Students scope and sequence is designed around the seven teaching aims Jesus modeled in His ministry. Since these are Jesus' aims, teachers can be confident in the aims' effectiveness and purpose. Every lesson in the Strong Students scope and sequence addresses at least one of Jesus' teaching aims.

Every lesson also focuses on students' needs. We understand the challenge of teaching the Bible to today's teens because of four barriers culture has pushed on them:

- Struggles with identity
- Subjective view of truth
- Hope in a social utopia
- Belief that a career and wealth guarantee happiness

Strong Students takes care of the tough part for you by striking at the foundation of these barriers and providing a Biblical response to each one. With Strong Students, you can concentrate on communicating to your teens and helping them grow into strong believers in Christ without worrying whether you are effectively addressing the philosophies competing for their minds.

Look for the **BuildUP** icons in the table of contents and on the first page of each lesson.

JESUS' TEACHING AIMS



BELIEVE THE GOSPEL. Jesus taught His students to trust in Him alone for salvation and to share the gospel with others. This aim is obviously fundamental to all the rest



UNDERSTAND BIBLICAL ETHICS. Jesus instructed His students to live according to moral values. These values provided them with the tools to make wise decisions.



INTERNALIZE GODLINESS. Jesus taught His followers to be godly on the inside. He warned them not to become like the Pharisees, with a mere outward appearance of godliness.



LEARN DOCTRINE. Jesus knew the importance of teaching His students the truth and identified doctrine as one of the means for spiritual growth. Wishy-washy doctrine leads to faulty practice.



DEVELOP LIFE SKILLS. Jesus taught His followers to meet life's challenges in a way that honored and glorified God. He gave them the skills to navigate those challenges successfully.



UPLIFT OTHERS. Jesus' life was all about others. Leading by example, He taught His followers to be all about others too.



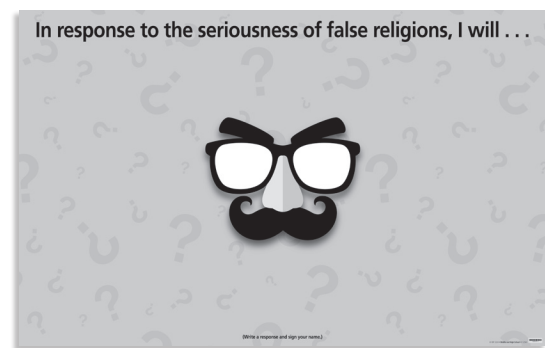

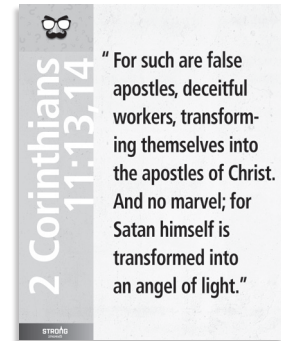

PREPARE TO SERVE. Jesus prepared His followers to serve in the context of local churches that were established soon after His ascension. He emphasized sacrifice and dedication.

STRONG[®] curriculum

In this quarter's Strong Students for Middle and High Schoolers, the students will study the basic teachings of cults and false religions in light of Bible truth. Students will be more certain of their faith in Christ and better prepared to witness to people involved in cults as a result of this study.

Kit Contents

- Teacher Guide
- Student Book
Order one book for each student
- Card with online download code
Includes PowerPoint, resources, Home Connection Tool, and additional teacher resources
- DVD
- Verse Poster
- Posters



Ordering Information

All materials are available from Regular Baptist Press.

- Web: www.StrongCurriculum.com
- E-mail: orders@rbpstore.org
- Toll-free orders in the United States: 1-800-727-4440
- Fax: 1-847-843-3757
- Canada: Contact your distributor.



The Doctrinal Basis of Our Curriculum

A more detailed statement with references is available upon request.

- The verbal, plenary inspiration of the Scriptures
- Only one true God
- The Trinity of the Godhead
- The Holy Spirit and His ministry
- The personality of Satan
- The Genesis account of creation
- Original sin and the fall of man
- The virgin birth of Christ
- Salvation through faith in the shed blood of Christ
- The bodily resurrection and priesthood of Christ
- Grace and the new birth
- Justification by faith
- Sanctification of the believer
- The security of the believer
- The church
- The ordinances of the local church: baptism by immersion and the Lord's Supper
- Biblical separation—ecclesiastical and personal
- Obedience to civil government
- The place of Israel
- The pretribulation rapture of the church
- The premillennial return of Christ
- The millennial reign of Christ
- Eternal glory in Heaven for the righteous
- Eternal torment in Hell for the wicked

How to Teach **STRONG STUDENTS** Lessons

Leading a Student to Christ

STRONG STUDENTS has been designed to help you clearly present God's Word to your students. Each lesson will guide students through the Bible, encouraging them to interact with the material and apply it to their lives.

Familiarize yourself with the resources included in the kit so that you can maximize your effectiveness in the classroom. The key resources you need are Student Books, the PowerPoint (CD), and the Home Connection Tool (CD).

Encourage students to use their Student Books during each lesson so they can follow the PowerPoint presentation by taking notes. The words to fill in the blanks are either part of the outline or highlighted in orange in the sentences in the PowerPoint.

Some of the PowerPoint presentations contain additional slides that obviously tie into the teacher guide lessons. Make sure you review the PowerPoint presentations before teaching.

The student books include a daily devotional. Encourage your students to complete them either before or after coming to class.

The Home Connection Tool gives the parents of your students an idea of what you are teaching in class. Consider emailing those to each family represented in your class. You can find them on the CD or online using the download code.

Before Each Lesson

- Read the Scripture Focus passage several times.
- Do the Time with God section of the Student Book to know what your students are studying.
- Memorize the key verses.
- Prepare the materials you will need for each activity.
- Work through the Bible Study section and carefully plan the lesson.
- Plan how you will apply the Bible lesson to your students' lives. Make sure what you say is clear and shows students how they can use the lesson.
- Pray for yourself, your students, and your lesson.

AS A TEACHER, your most important concern is the personal salvation of your students. Find out whether your students know Jesus Christ as their Savior in a way that doesn't introduce doubt in their minds. An easy and gentle way to find this out is to give your students several minutes to write out an answer to a question like, How can a person get to Heaven? Collect their answers and read them during the following week. If any of your students seem confused about salvation, you can present the gospel to them and provide the opportunity for them to receive Christ. If possible, deal with students individually.

The Plan of Salvation

- Everyone is a sinner. No one can live up to God's perfect standard (Romans 3:23).
- Sin's penalty is death (Romans 6:23).
- God loves us and sent His Son, Jesus Christ, to pay for our sin. Christ died in our place (John 3:16; Romans 5:8).
- When a person places his trust in Jesus' payment for sins, Christ becomes his Savior. His sins are forgiven, and he receives God's gift of eternal life (John 1:12; 5:24).
- Everlasting life begins the moment we trust in Jesus (John 3:36).
- After that, nothing we ever do will take us out of God's hand; we are secure (John 10:27-29).
- The experience of the new birth (being born into God's family) is not based on a feeling, but on confidence in God's Word (1 John 5:11, 12).

Encourage students to pray, but explain that prayer does not save a person. Prayer is how we communicate our inward thoughts to God. Ask new believers to explain what they have done and what has happened to them.

Discipleship

Encourage new believers to read the Bible, and explain the importance of prayer. Also explain 1 John 1:9 to them so they can deal with sin in their new Christian life. Make it a priority to follow up with new believers.

Knowing Your High School Students

Description of Physical, Social, and Emotional Development

- I MAY feel developmentally out of step with my peers—behind or ahead in physical changes—as I experience puberty.
- I MAY be sensitive about my weight and body shape and worry about whether I am normal.
- I AM developing my own sense of identity.
- I AM more interested in and influenced by my peer group than by the adults in my life.
- I MAY be moody, depressed, or anxious about academic or social issues in my life.
- I AM very focused on myself and may feel both high expectations and lack of confidence.
- I AM better able to express feelings through talking, but I tend to respond dramatically, feeling that no one else has ever experienced the same feelings and emotions.
- I DO NOT always exhibit the emotional maturity that matches my more adult-like appearance. I have trouble thinking before acting; sometimes I seem silly and unfocused on the task at hand.

Effective Responses

- Provide emotional and spiritual support and encourage students to develop a strong sense of self as a valuable person created by God.
- Accept students as they are and avoid comparing them to others. Resist stereotyping. Not every tall boy is a basketball player.
- Generate an atmosphere of acceptance and love for all, demonstrating interest and care for each student.
- Create an atmosphere of mutual respect so youth feel they are part of a community.
- Help build genuine relationships by honestly sharing mistakes and life experiences.
- Help students talk through the ramifications of their choices without asking, How could you? What were you thinking?

- Avoid arguments by remaining calm and not engaging in banter over an issue.
- Be patient with the tendency of some youth toward constant personal grooming.

Cognitive (Learning) Development

- I MAY be hesitant to try new things for fear of embarrassing myself in front of my peer group.
- I AM developing new thinking skills and am able to think about multiple options and possibilities.
- I CAN think more deeply and significantly about abstract ideas such as faith.
- I AM developing a stronger sense of right and wrong.
- I MAY be ready to take significant steps in areas of faith and Christian growth.

Effective Instructional Methods

- Create an open and stress-free environment where youth can learn and share concerns in a confidence-building atmosphere.
- Provide background information, a purpose to the lesson, and understanding of the text.
- Combine love, high energy, enthusiasm, and seriousness with engaging ways to present the lesson.
- Use personal stories that illustrate Biblical principles to keep students engaged in learning.
- Provide honest answers to questions.
- Stimulate thinking in areas of salvation and Christian growth.
- Help Christians work through issues of assurance of salvation and to begin studying the Bible for daily decision making.
- Encourage students to articulate Biblical principles of right and wrong that they are learning from God's Word.
- Invite volunteers to look up and read aloud Bible passages. But don't put students on the spot or ask them to do things that make them feel foolish.

SESSION 1

**THE MENACE
BEHIND THE
MASK**

Scripture Focus

Gen. 3; Acts 20:29–32; 2 Cor. 11:3, 4, 13–15; Gal. 1:6, 7; 2 Tim. 3:13–17; 1 Peter 5:8

BuildUP Theme



LEARN DOCTRINE

God uses His Word to help us identify and resist Satan's false teachings.

Measurable Response

The students will make a commitment to build up their defense against Satan's false teachings.

Memory Verses

"For such are false apostles, deceitful workers, transforming themselves into the apostles of Christ. And no marvel; for Satan himself is transformed into an angel of light" (2 Cor. 11:13, 14).

Teacher Preparation

- Read Genesis 3:1–5. Disguised as a wise and beautiful creature, Satan claimed to enlighten Eve with truth. In reality, he tempted her to sin. Eve gave in to Satan's temptation by disobeying God. Satan still seeks to lead people astray through deception. In his battle for human souls, he puts on masks of false religions and philosophies to offer his version of enlightenment and truth.
- Read Acts 20:29–32; 2 Corinthians 11:13–15; and 2 Timothy 3:13–17. Paul warned against false teachers and apostles and encouraged believers to stay grounded in God's Word. Scripture is our best defense against Satan's lies. Use this session to help students understand that they must stand firm in their faith and reject popular false teachings.
- Commit yourself to learning about the philosophies and ideas presented in this course. Be prepared to speak confidently about the truth of God's Word.

Cultural Barrier

This session addresses the belief that truth is subjective. Satan promotes the idea that there is no absolute truth. When young people fall for this lie, they open themselves to accepting the latest lies about God and salvation. This session emphasizes that Satan is the source of false religions, teachings, and philosophies. There is absolute truth. God will save only those who put their faith in Christ. We can be certain God's Word tells us the truth about God and salvation.

Session Starters

Option 1—Know the Note

Gather

- Current \$100 bills.
- Government information on the \$100 note. Use the following web address: uscurrency.gov/sites/default/files/downloadable-materials/files/en/100-2013-present-features-en.pdf.

Steps

1. Allow students to handle and examine the \$100 bills.

ASK: How do you know for sure that these bills are real and not counterfeit?

ASK: If you were given a fake \$100 bill, do you think you would be able to tell?

2. Talk about how bank tellers learn to spot counterfeit money.

The American Bank Association holds a two-week training course in Washington to help bank tellers identify counterfeit money. The course begins with a close examination of real bills. Tellers study how the money feels, its safety features, and its patterns. Becoming very familiar with the real money makes counterfeit money more obvious to them.

3. Distribute copies of the web information on the \$100 note. Students read the information and look for the security features on the \$100 bills you brought to class. (Note that you can do the same activity with other denominations. See uscurrency.gov for more information.)

4. Relate spotting counterfeit currency to recognizing false teaching.

ASK: In what ways is spotting counterfeit money similar to recognizing false teachings about God and His Word? *Many false teachings are changed only slightly so that they sound similar to the truth. A believer must know the truth well before being able to spot the lie.*

5. Transition to the Bible study.

Recognizing false teachings is similar to recognizing counterfeit money. We first have to know what the truth looks like before we can spot the lies. This course focuses on cults and false religions and their counterfeit teachings. This session reveals that Satan is behind

A “cult” is a religious group that denies one or more of the fundamentals of the faith. Cults commonly deny the deity of Christ and salvation by faith alone.

cults and false religions. It also reveals that God's Word is our guide for recognizing Satan's lies.

Option 2—Identify the Lies

Gather

- Five paper cups and a marker.
- Whiteboard and marker.
- Five coins per student.

Steps

1. Before class, number the paper cups 1 through 5 and display them on a table at the front of the room. Choose five of the following true/false statements and write them on the board.
 - Muslims worship the same God as Christians. *False. Allah is not the God of the Bible.*
 - People can follow God's commandments to get right with Him. *False. We get right with God only through faith in Christ.*
 - We don't know how long it took God to create the universe. *False. According to God's Word, He created the universe in six days.*
 - Baptism completes your salvation. *False. Baptism is a step of obedience for those already saved.*
 - Suffering and pain are just part of life and serve no real purpose. *False. God uses the suffering in our lives for our good and for His glory.*
 - Humans are basically good. *False. All humans are born with a sin nature.*
 - It's our responsibility to save the planet. *False. God wants us to take care of the earth and use its resources wisely, but God is sovereign over the earth and its processes.*
2. Give each student five coins. Allow a few minutes for students to read the statements on the board and decide if each one is true or false. Students place a coin in the corresponding cup of each statement they believe is false.
3. Note which students have no coins left and congratulate them on recognizing all the statements as false. Invite students to explain why each statement is false. (See explanations after the statements above.)
4. Discuss the activity.

ASK: What made the false statements a little tricky? *The false statements sounded like they could be true. Other people have declared them to be true.*

If you thought one or more of these statements might be true, it's not surprising. False teachings about God are often deceptive. Sometimes a teaching sounds close enough to the truth that even believers might fall prey to its influence. That's why it's so important to be aware of these false ideas and their origins and to know the truth in God's Word.

5. Transition to the Bible study.

Many false teachings, such as the ones you just evaluated, come from false religions, cults, and philosophies. This course focuses on false religions and their teachings. This session presents Satan as the one behind false teachings and God's Word as our best defense against such teachings.

Bible Study

I. Satan's Evil Goals

Satan wants to keep the lost in spiritual darkness. He has a two-pronged approach that deals with both believers and unbelievers.

A. Discourage believers from sharing the gospel (Gen. 3; 1 Peter 5:8)

Peter called attention to the seriousness of Satan's work in believers' lives, calling Satan a roaring and devouring lion. Satan wants to discourage believers from shining the gospel light before the lost.

READ: 1 Peter 5:8.

Lions roar to protect their territory. Satan's territory is the world (Eph. 2:1, 2; 1 John 5:19). He is the "father" of unbelievers (1 John 3:10). They belong to him. Peter warned believers not to let Satan's "roaring" overcome and discourage them from being faithful witnesses for Christ. For Peter's original readers, Satan's "roaring" came in the form of religious persecution. Satan wanted to discourage believers in Peter's day to keep them from being effective in sharing the gospel. Discouraged and fearful believers won't raid Satan's territory with the gospel. Satan is still in the business of discouraging believers from shining for Christ among the lost.

ASK: What might Satan use in your life to keep you from being effective in raiding his dark territory with the gospel light? *Fear of being made fun of; threats of losing opportunities to "succeed;" the lie that God wouldn't use you; a heart focused on selfish ambitions.*

Satan presents lies as truth in his attempts to discourage believers. He is the father of lies and wants believers to doubt God's goodness and

God created Adam and Eve to bring glory to Him by exercising dominion over His creation (Gen. 1:26–28). Adam and Eve’s sin disqualified them from ruling. In addition, God cursed creation so that neither Adam nor any of his human descendants could successfully exercise dominion over it. Christ will one day return to earth to restore rule over the earth. At that time, He will lift the curse on the earth and appoint believers to rule with Him.

trustworthiness (John 8:44). That’s what he did to Eve in the Garden of Eden.

READ: Genesis 3:1–7.

Satan questioned God’s command and led Eve to the point of believing God was holding out on her and Adam. Both Adam and Eve rejected God as their authority and disobeyed Him by eating of the tree of the knowledge of good and evil (Gen. 3:6, 7). They believed Satan’s lies that God was holding out on them and that God isn’t so good after all. Their sin broke their fellowship with God and kept them from fulfilling God’s plan for their lives. God found them hiding, scared, and devastated. They had to seek God’s forgiveness for their sin and put their faith in His promise of a future restoration.

READ: Genesis 3:9, 10, 21.

The animal God killed to clothe Adam and Eve prefigured the death Christ one day endured for the sins the world, including the sins of Adam and Eve (Gen. 3:15; John 3:16). Christ’s death for us means we can be faithful and effective witnesses for Christ. We don’t have to live discouraged by our sin or afraid to share the gospel with the lost. We have the light of salvation the world so desperately needs.

B. Distract unbelievers with distorted gospels (2 Cor. 11:3, 4; Gal. 1:6, 7)

Satan works in unbelievers’ lives too. He distracts them from God’s truth with lies that sound good, honorable, and even helpful. Satan borrows bits of truth from God and mixes it with lies to misrepresent the true way of salvation. We will learn about many of those lies and false ways of salvation in this course.

Paul wrote to the church at Corinth about “another” gospel, meaning a false gospel that was unlike the true gospel he preached to them.

READ: 2 Corinthians 11:3, 4.

Paul used a word for “another” that in the original language means “another of a different kind.”

ASK: What makes a gospel a “gospel of a different kind”? A *gospel that takes anything away from or adds anything to the gospel of Christ as recorded in God’s Word. Adding works to the gospel, for example, ruins the gospel.*

The churches of Galatia were threatened by bad gospels too. Paul wrote to warn them of the seriousness of keeping the gospel true and pure.

READ: Galatians 1:6, 7.

In verse 6, Paul wrote that the Galatians were accepting a gospel of a *different* kind. In verse 7, he added that the gospel was not “another” gospel of the *same* kind. He purposefully used two contrasting words to point out the falseness of the new gospel the Galatians had allowed into their church. Some had begun to abandon the gospel Paul received from the revelation of Jesus Christ (1:11, 12) in favor of a gospel that added good works and the Old Testament law as requirements for salvation (2:16).

If Satan could get a gospel-preaching church to change and adopt a false gospel, then the church would begin to work for him instead of Christ. The church would add unsaved members who would think they are saved and who would work to spread a defective and ineffective gospel. Paul warned the churches in Galatia to reject any gospel of a *different* kind.

Over the course of history, Satan has successfully drawn churches and entire religious groups away from the true gospel. They preach a false gospel that sounds reasonable and even respectable and Biblical. Satan uses churches that preach false gospels to distract unbelievers from the gospel truth, the only truth by which they could be saved. We will learn about the most popular of those churches as we study this course. For now, we need to recognize that Satan is behind false gospels.

II. Satan’s Evil Strategies

That Satan uses false churches to do his evil work shouldn’t be a surprise to us. Satan has always preferred to work as a menace (dangerous threat) behind a mask, beginning in the Garden of Eden.

A. Use shiny masks (Gen. 3:1; 2 Cor. 11:14)

Satan doesn’t always present himself as evil, dangerous, or destructive, though he is clearly all of those things. He often presents himself as a guiding “light” to make his way seem attractive and helpful. He wants his ways to be seen as the answer to life’s problems, insecurities, and anxieties.

READ: Genesis 3:1.

We’ve already talked about Satan’s interaction with Eve. Rather than coming to her directly, he disguised himself as a serpent, a clever animal that was part of God’s good creation. Satan put on a serpent “mask” so he might fool Eve.

ASK: What wrong conclusions must Eve have made about the serpent’s intentions? *That since the serpent was a part of God’s creation, then he must be on her side; that the serpent must be good; that what the serpent said must be true.*

We think of the serpent in the Garden of Eden as evil and cursed (3:14) because we know the part it played in introducing sin to God's creation. But Eve didn't see the serpent in the same way. God created the serpent as good and perfect. Satan used its goodness as his mask. He somehow controlled it for his purposes.

Satan still uses goodness as a mask to distract unbelievers from the true gospel. His masks appear to be the light of salvation. They are "shiny" and attractive but ultimately powerless to solve man's sin problems. Paul wrote to the church at Corinth about Satan's use of light to distract unbelievers from the true gospel.

READ: 2 Corinthians 11:14.

Satan wants the lost to think he comes to them as a messenger (angel) from God bearing the light of salvation. He works hard at weaving elements of truth into his message. We will learn some of those messages in the coming sessions.

ASK: What false gospels are you aware of? What elements of truth do they contain?

B. Use sincere minions (2 Cor. 11:13–15)

Satan used a serpent in the Garden of Eden. In the present Church Age, he uses people, his minions, to present his fake gospel lights to the world. They teach and preach false gospels, claiming to be sent from God. Those trying to infiltrate the church in Corinth claimed they were authoritative apostles.

READ: 2 Corinthians 11:13–15.

The Church of Jesus Christ of Latter-day Saints (Mormons) has twelve leaders who call themselves the Quorum of the Twelve Apostles. The church members believe God has appointed their "apostles" to be His messengers to carry the gospel to the world. In reality, the Latter-day apostles are messengers of Satan because they teach a false gospel.

Satan "wears" Mormonism as one of his masks, and he does so effectively. There are around 17 million Mormons in the world. And around 80 percent of young male Mormons give up a year of their lives to serve on a mission field, spreading their false gospel with sincerity.

ASK: When have you met an unbeliever who was sincere about beliefs in a false gospel? How did you know the person was sincere?

The Mormons are an example of the false apostles Paul warned about in 2 Corinthians. The end of all false apostles will be according to their works (2 Cor. 11:15), meaning they will suffer for eternity in the Lake of Fire if they don't recognize and accept the true gospel of Christ.

Session 5 covers the Church of Jesus Christ of Latter-day Saints.

Satan wears masks of many other religions. That the religions have vastly different “gospels” doesn’t matter to Satan. The religions all keep unbelievers in spiritual darkness, where Satan wants them to remain.

III. Believers’ Responses

Believers who aren’t careful can be swayed by false religions and gospels. Believers can’t lose their salvation, but they can lose their effectiveness as a witness. So, as believers we must protect ourselves from error as we take the gospel to unbelievers who are followers of false religions.

A. Be armed with God’s Word (Acts 20:29–32; 2 Tim. 3:13–17)

We must defend ourselves against Satan’s deception by being armed with God’s Word. We must know what the Bible says and clearly understand its teachings.

Before returning to Jerusalem on his third missionary journey, Paul warned the Ephesians about “wolves,” a reference to false teachers. Such teachers would promote misleading doctrines to undermine the church’s gospel ministry and harm the church, God’s “flock.”

READ: Acts 20:29–31. **ASK:** How serious was Paul’s warning? *He warned the Ephesians every day with tears, meaning he felt a deep emotional concern for their spiritual well-being.*

READ: Acts 20:32.

Though Paul was leaving the Ephesians’ presence for good, he wasn’t worried. Paul commended the Ephesians both to God and to God’s Word, meaning he was leaving them in God’s hands. God will use His Word to build up believers spiritually. But believers have to commit to learning and living God’s Word. The more believers know God through His Word, the more set apart to God (sanctified) they will become and the less susceptible they will be to adopting the false gospel preached by savage “wolves.”

Paul repeated his warning to the Ephesians when he wrote to Timothy, the Ephesians’ pastor.

READ: 2 Timothy 3:13–17. **ASK:** How could Timothy protect himself from impostors who wanted to deceive him and his church? *By continuing to study and learn the truth in the Holy Scriptures.*

We must follow Paul’s words too. Our defense against Satan and his minions lies in knowing the Scripture. We must continue reading, studying, and obeying God’s inspired Word so we are ready to share the truth (1 Pet. 3:15).

B. Be alert to Satan's ways (Acts 20:31; 1 Peter 5:8)

In addition to knowing God's Word, believers must be aware of the teachings behind false religions. As we have already seen in this session, both Paul and Peter warned believers to stay alert and watchful concerning false teachers.

READ: Acts 20:31; 1 Peter 5:8. **ASK:** What criteria should we use to identify false teachers? Their sincerity, niceness, or education? *We should evaluate their teachings in light of God's Word.*

Being alert includes educating ourselves about the beliefs and influences of false religions. This course will help guide you in that process. Armed with God's Word and a basic understanding of false religions, you will be ready to guard against the false teaching Satan uses to deceive people. You will be able to "unmask" the false religions in today's world. And you will become better equipped to share the truth with followers of false religions.

Memory Builder

Gather

- Whiteboard.
- Marker and eraser.

Steps

1. Review the meaning of 2 Corinthians 11:13 and 14.

Paul exposed false teachers who claimed to be preaching the truth. The false teachers made themselves seem like Christ's apostles, but their teaching distorted God's Word. Paul was not surprised since the teachers followed Satan's lead. Satan disguises himself as a messenger of light. To the unaware, his lies appear as God's truth. But only darkness lies behind Satan's shiny mask.

2. Write the verses on the board and substitute wrong words for six to eight correct words. For example, write "prophets" instead of "apostles," "dishonest" instead of "deceitful," or "messenger" instead of "angel."
3. See how quickly students can spot the incorrect words without referring to the passage. Erase the wrong words as students identify them.
4. After all the wrong words are erased, repeat the verse together, supplying the correct words for all the blanks.
5. Erase more words and challenge students to keep repeating the passage until they are reciting it from memory.

Session Application

Gather

- Response poster.
- Sharpies or other permanent markers.
- Video 1 from DVD—"The Menace behind the Mask."

Steps

1. Use video 1 ("The Menace behind the Mask") to review the session or use the paragraph below.

Satan actively pursues the spiritual destruction of those who have not yet turned to God. His plan includes casting doubt on God's Word and spreading lies. He uses false religions and philosophies as a mask of light, making false teachings appear to be God's truth. Satan's minions do his work on earth. False teachers and preachers undermine churches and sway the spiritually weak with false doctrines and gospels. To defend against Satan's destructive deception, believers must arm themselves with God's Word and stay alert by learning to recognize false teachings, religions, and philosophies.

2. Discuss the believer's proper response to false teachings.

ASK: How should recognizing Satan as the source of all false teachings affect our attitudes toward religions and cults? *It should give us a sense of urgency to expose them as lies. It should make us more careful about the ideas we accept.*

ASK: How should we respond to those who follow false teachings? *We should respond with love and concern. We should be motivated to warn them and to share the truth of the gospel.*

ASK: What can you do to build a better defense against Satan's lies? *Strengthen my knowledge of the Bible; research beliefs I'm not sure about; evaluate new ideas and practices in light of God's Word.*

3. Display the Response poster. Students share how they would finish the following sentence: "In response to the seriousness of false religions, I will . . ."
4. Students commit to their responses by writing them on the poster and signing their names.
5. Display the poster in your room throughout the course to remind your students of their commitments.

In response to the seriousness of false religions, I will . . .



Session Takeaways

Before dismissing the students, draw their attention to the Time with God page in their student books. Instruct them to complete the study on their own. The activity will review key points from this session.