

The Grace Effect

God's Transformational Gospel



Strong Students Introduction 2
 Kit Contents and Resources..... 3
 How to Teach Strong Students 4
 Knowing Your High School Students..... 5

Session	Title	Theme	Page
1	The Gospel Call	Christ wants believers to appreciate and share the gospel's power.	6
2	Transformation Needed	God will pour out His wrath on all who do not trust in Jesus for salvation.	16
3	Guilty as Charged	God gave His law to establish that every person is guilty of sin and in need of salvation through Christ.	26
4	Faith That Counts	God counts us as righteous when we place our faith in Jesus' death and resurrection.	36
5	Benefits of Belief	God gives spiritual benefits to those who accept His gift of righteousness.	45
6	True Freedom	God gives believers the freedom to serve Christ and bear fruit to holiness.	54
7	Victory in Jesus!	God wants believers to look to Jesus for daily victories over sin and for their final deliverance from sin.	63
8	Life in the Spirit	The Holy Spirit empowers believers for righteous living and secures their eternal life.	71
9	The Gospel of Grace	God wants believers to share His gospel of grace with the lost.	81
10	Living to Serve God	God wants us to serve Him with dedication and godliness.	91
11	Put on Christ	God gives believers grace to submit to government authorities and love their fellow citizens.	101
12	Conflicting Convictions	God wants believers to build each other up despite differing personal convictions.	111
13	Life Goals	God guides believers in setting goals that are pleasing to Him.	120



Regular Baptist Press

RBP12558 • Middle and High School Teacher Guide • Vol. 4, No. 1 • © 2024 Regular Baptist Press • Printed in U.S.A.
 King James Version

STRONG

curriculum

A world weak on truth needs a strong, trustworthy message. STRONG Curriculum builds stronger churches by teaching all Scripture to produce spiritually mature believers who measure up to the stature of Christ.

A Plan You Can Trust

The Bible has the answers to what students need most. No other book or philosophy contains God's power to save and transform lives. Because of this, we've made it our unwavering commitment to build Strong Students upon the sure foundation of God's Word. With this curriculum, your church can develop teens who will be strong defenders of the faith.

The Strong Students scope and sequence is designed around the seven teaching aims Jesus modeled in His ministry. Since these are Jesus' aims, teachers can be confident in the aims' effectiveness and purpose. Every lesson in the Strong Students scope and sequence addresses at least one of Jesus' teaching aims.


Every lesson also focuses on students' needs. We understand the challenge of teaching the Bible to today's teens because of four barriers culture has pushed on them:


- Struggles with identity
- Subjective view of truth
- Hope in a social utopia
- Belief that a career and wealth guarantee happiness


Strong Students takes care of the tough part for you by striking at the foundation of these barriers and providing a Biblical response to each one. With Strong Students, you can concentrate on communicating to your teens and helping them grow into strong believers in Christ without worrying whether you are effectively addressing the philosophies competing for their minds.


Look for the **BuildUP** icons in the table of contents and on the first page of each lesson.


JESUS' TEACHING AIMS


 **BELIEVE THE GOSPEL.** Jesus taught His students to trust in Him alone for salvation and to share the gospel with others. This aim is obviously fundamental to all the rest


 **UNDERSTAND BIBLICAL ETHICS.** Jesus instructed His students to live according to moral values. These values provided them with the tools to make wise decisions.

 **INTERNALIZE GODLINESS.** Jesus taught His followers to be godly on the inside. He warned them not to become like the Pharisees, with a mere outward appearance of godliness.

 **LEARN DOCTRINE.** Jesus knew the importance of teaching His students the truth and identified doctrine as one of the means for spiritual growth. Wishy-washy doctrine leads to faulty practice.

 **DEVELOP LIFE SKILLS.** Jesus taught His followers to meet life's challenges in a way that honored and glorified God. He gave them the skills to navigate those challenges successfully.

 **UPLIFT OTHERS.** Jesus' life was all about others. Leading by example, He taught His followers to be all about others too.


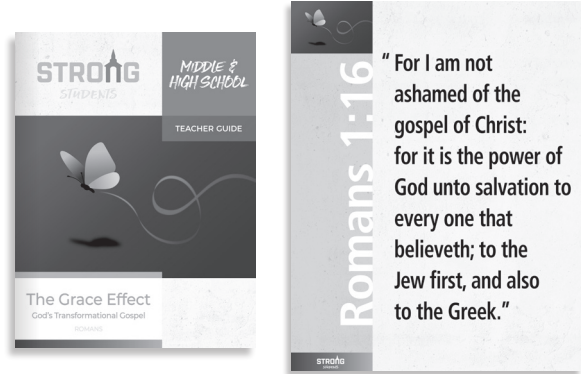
 **PREPARE TO SERVE.** Jesus prepared His followers to serve in the context of local churches that were established soon after His ascension. He emphasized sacrifice and dedication.

STRONG[®] curriculum

In this quarter's Strong Students for Middle and High Schoolers, the students will study gain a better understanding of the gospel, salvation, spiritual growth, and Christian service from the book of Romans. They will be challenged to be active in sharing and living their faith.

Kit Contents


- Teacher Guide
- Student Book
Order one book for each student
- Card with online download code
Includes PowerPoint, resources, Home Connection Tool, and additional teacher resources
- DVD
- Verse Poster
- Posters



Ordering Information

All materials are available from Regular Baptist Press.

- Web: www.StrongCurriculum.com
- E-mail: orders@rbpstore.org
- Toll-free orders in the United States: 1-800-727-4440
- Fax: 1-847-843-3757
- Canada: Contact your distributor.



The Doctrinal Basis of Our Curriculum

A more detailed statement with references is available upon request.

- The verbal, plenary inspiration of the Scriptures
- Only one true God
- The Trinity of the Godhead
- The Holy Spirit and His ministry
- The personality of Satan
- The Genesis account of creation
- Original sin and the fall of man
- The virgin birth of Christ
- Salvation through faith in the shed blood of Christ
- The bodily resurrection and priesthood of Christ
- Grace and the new birth
- Justification by faith
- Sanctification of the believer
- The security of the believer
- The church
- The ordinances of the local church: baptism by immersion and the Lord's Supper
- Biblical separation—ecclesiastical and personal
- Obedience to civil government
- The place of Israel
- The pretribulation rapture of the church
- The premillennial return of Christ
- The millennial reign of Christ
- Eternal glory in Heaven for the righteous
- Eternal torment in Hell for the wicked

How to Teach **STRONG STUDENTS** Lessons

Leading a Student to Christ

STRONG STUDENTS has been designed to help you clearly present God's Word to your students. Each lesson will guide students through the Bible, encouraging them to interact with the material and apply it to their lives.

Familiarize yourself with the resources included in the kit so that you can maximize your effectiveness in the classroom. The key resources you need are Student Books, the PowerPoint (CD), and the Home Connection Tool (CD).

Encourage students to use their Student Books during each lesson so they can follow the PowerPoint presentation by taking notes. The words to fill in the blanks are either part of the outline or highlighted in orange in the sentences in the PowerPoint.

Some of the PowerPoint presentations contain additional slides that obviously tie into the teacher guide lessons. Make sure you review the PowerPoint presentations before teaching.

The student books include a daily devotional. Encourage your students to complete them either before or after coming to class.

The Home Connection Tool gives the parents of your students an idea of what you are teaching in class. Consider emailing those to each family represented in your class. You can find them on the CD or online using the download code.

Before Each Lesson

- Read the Scripture Focus passage several times.
- Do the Time with God section of the Student Book to know what your students are studying.
- Memorize the key verses.
- Prepare the materials you will need for each activity.
- Work through the Bible Study section and carefully plan the lesson.
- Plan how you will apply the Bible lesson to your students' lives. Make sure what you say is clear and shows students how they can use the lesson.
- Pray for yourself, your students, and your lesson.

AS A TEACHER, your most important concern is the personal salvation of your students. Find out whether your students know Jesus Christ as their Savior in a way that doesn't introduce doubt in their minds. An easy and gentle way to find this out is to give your students several minutes to write out an answer to a question like, How can a person get to Heaven? Collect their answers and read them during the following week. If any of your students seem confused about salvation, you can present the gospel to them and provide the opportunity for them to receive Christ. If possible, deal with students individually.

The Plan of Salvation

- Everyone is a sinner. No one can live up to God's perfect standard (Romans 3:23).
- Sin's penalty is death (Romans 6:23).
- God loves us and sent His Son, Jesus Christ, to pay for our sin. Christ died in our place (John 3:16; Romans 5:8).
- When a person places his trust in Jesus' payment for sins, Christ becomes his Savior. His sins are forgiven, and he receives God's gift of eternal life (John 1:12; 5:24).
- Everlasting life begins the moment we trust in Jesus (John 3:36).
- After that, nothing we ever do will take us out of God's hand; we are secure (John 10:27–29).
- The experience of the new birth (being born into God's family) is not based on a feeling, but on confidence in God's Word (1 John 5:11, 12).

Encourage students to pray, but explain that prayer does not save a person. Prayer is how we communicate our inward thoughts to God. Ask new believers to explain what they have done and what has happened to them.

Discipleship

Encourage new believers to read the Bible, and explain the importance of prayer. Also explain 1 John 1:9 to them so they can deal with sin in their new Christian life. Make it a priority to follow up with new believers.

Knowing Your High School Students

Description of Physical, Social, and Emotional Development

- I MAY feel developmentally out of step with my peers—behind or ahead in physical changes—as I experience puberty.
- I MAY be sensitive about my weight and body shape and worry about whether I am normal.
- I AM developing my own sense of identity.
- I AM more interested in and influenced by my peer group than by the adults in my life.
- I MAY be moody, depressed, or anxious about academic or social issues in my life.
- I AM very focused on myself and may feel both high expectations and lack of confidence.
- I AM better able to express feelings through talking, but I tend to respond dramatically, feeling that no one else has ever experienced the same feelings and emotions.
- I DO NOT always exhibit the emotional maturity that matches my more adult-like appearance. I have trouble thinking before acting; sometimes I seem silly and unfocused on the task at hand.

Effective Responses

- Provide emotional and spiritual support and encourage students to develop a strong sense of self as a valuable person created by God.
- Accept students as they are and avoid comparing them to others. Resist stereotyping. Not every tall boy is a basketball player.
- Generate an atmosphere of acceptance and love for all, demonstrating interest and care for each student.
- Create an atmosphere of mutual respect so youth feel they are part of a community.
- Help build genuine relationships by honestly sharing mistakes and life experiences.
- Help students talk through the ramifications of their choices without asking, How could you? What were you thinking?

- Avoid arguments by remaining calm and not engaging in banter over an issue.
- Be patient with the tendency of some youth toward constant personal grooming.

Cognitive (Learning) Development

- I MAY be hesitant to try new things for fear of embarrassing myself in front of my peer group.
- I AM developing new thinking skills and am able to think about multiple options and possibilities.
- I CAN think more deeply and significantly about abstract ideas such as faith.
- I AM developing a stronger sense of right and wrong.
- I MAY be ready to take significant steps in areas of faith and Christian growth.

Effective Instructional Methods

- Create an open and stress-free environment where youth can learn and share concerns in a confidence-building atmosphere.
- Provide background information, a purpose to the lesson, and understanding of the text.
- Combine love, high energy, enthusiasm, and seriousness with engaging ways to present the lesson.
- Use personal stories that illustrate Biblical principles to keep students engaged in learning.
- Provide honest answers to questions.
- Stimulate thinking in areas of salvation and Christian growth.
- Help Christians work through issues of assurance of salvation and to begin studying the Bible for daily decision making.
- Encourage students to articulate Biblical principles of right and wrong that they are learning from God's Word.
- Invite volunteers to look up and read aloud Bible passages. But don't put students on the spot or ask them to do things that make them feel foolish.

SESSION 1

**THE GOSPEL
CALL**

Scripture Focus

Rom. 1:1–17

BuildUP Theme



BELIEVE THE GOSPEL

Christ wants believers to appreciate and share the gospel's power.

Measurable Response

The student will define the gospel and recognize it as the way to righteousness.

Memory Verse

"For I am not ashamed of the gospel of Christ: for it is the power of God unto salvation to every one that believeth; to the Jew first, and also to the Greek" (Rom. 1:16).

Teacher Preparation

- Read Acts 9:1–22. Before meeting Christ, Paul zealously persecuted Christians. He truly believed he was serving God by opposing Christ. It took a dramatic encounter with the risen Lord to change Paul's mind. God saved Paul on the road to Damascus and chose him to be an apostle. The gospel radically changed Paul's life. He answered God's call and devoted himself to spreading the gospel message.
- Read Romans 1:1–17. Paul wrote the book of Romans from Corinth on his third missionary journey. Paul hadn't even gone to Rome, so he planned to visit the believers there on his way to Spain. His letter served to introduce himself before he arrived. It established his authority as an apostle and presented a systematic theology of the gospel. This session examines Paul's personal introduction and his opening statements about God's powerful gospel.
- As you teach the book of Romans, be aware of any students who might not be saved. Encourage them to trust in Christ. Students who are saved and familiar with the gospel message can deepen their understanding. This session will help your students get a clearer definition of the gospel and realize its power not only for salvation but also for victorious Christian living.

Cultural Barrier

This session addresses students' struggles with identity. As young people grow and develop their personalities, they may assume various identities—good student, shy person, athlete, and so forth. Paul found his identity in Christ and in his calling to preach the gospel. As students explore the meaning of the gospel and its potential power in their own lives, they should come to view themselves first and foremost as one loved and called by God.

Session Starters

Option 1—Identify Yourself

Gather

- Note cards and pens.
- Bowl or basket.

Steps

1. Students list on a note card three ways they would identify themselves. They can choose identities that explain who they are, how they see themselves, or how they might introduce themselves (e.g., shy, good student, aspiring writer, basketball player). Students should not include their names on the cards.
2. Have students fold their cards. Collect the cards in a bowl or basket. Students pass the container and choose a card, checking to make sure they did not get their own. Students mingle and try to find the person identified on their card.
3. After all identities have been revealed, discuss the following questions.

ASK: What made it easy or difficult to match identities with the right people?

ASK: What description might you use to describe your overall purpose in life?

4. Transition to the Bible study.

When Paul wrote to the Roman believers, he described himself as a bondservant and an apostle. Both descriptions revealed that the gospel of Christ gave Paul his identity. This session will help us see that the gospel of Christ should be central to our identity too.

Option 2—Infomercial Response

Gather

- Online infomercial for a product.

Steps

1. Before class, identify an enthusiastic infomercial available online. Review it to make sure it is appropriate for your class.

If you have a small class, then read the descriptions from the cards and have the students suggest who they think wrote the descriptions.

2. Play the infomercial for your class and discuss it.

ASK: Who's ready to buy the product being offered in the infomercial? Why?

ASK: What made the infomercial's call to action so appealing?

ASK: Has your family ever responded to an infomercial's call to action only to be disappointed? Explain.

3. Transition to the Bible study.

Consumers are sometimes disappointed with the products they buy from infomercials. They find that the products aren't nearly as powerful and life changing as the presenter made them seem. The same could not be said of the gospel. Paul opened Romans by connecting Christ to the gospel. Christ makes the gospel powerful and life changing. Through the gospel, we have eternal life and a reason to live.

Bible Study

I. Christ Commands the Gospel Mission (Rom. 1:1)

Since Paul had never visited Rome, he used his letter to introduce himself to the church members there. He had heard of their faith in Christ and wanted to meet and encourage them. His main purpose for writing his letter, however, was to present a systematic and complete explanation of the gospel. He did so with heartfelt, life-consuming commitments to the gospel and to Christ. Paul made his commitments obvious from the very beginning of his letter.

READ: Romans 1:1.

Before his salvation, Paul lived as an enemy of Jesus, hunting down and persecuting Christians. Jesus changed Paul's life so dramatically that Paul gladly viewed himself as a servant (slave) of Christ. As a believer, Paul found his identity in Christ.

ASK: Is Paul's deep commitment to Christ's gospel mission unusual and unexpected? Does Christ want us to have a similar commitment to sharing the gospel? Explain. *All believers should have a deep commitment to Christ's mission to share the gospel. We should be thinking everyday about our testimony and about opportunities to share Christ.*

Paul committed his life to serving, knowing, and obeying the Lord, his new master. His deep and serious commitment cost him much pain, but he didn't waver from it.

ASK: How might thinking of yourself as a slave of Christ change how you spend your time?

Paul was a slave of Christ, yet he was also an apostle. “Apostle” means “one who is sent.” Christ chose apostles to represent Him during the days of the early church. Christ called Paul to be an apostle immediately after Paul’s salvation on the road to Damascus (Acts 9:1–22).

The apostles had authority in establishing early church doctrine, especially before and during the writing of the New Testament books. The apostles preached, taught, and wrote with authority from Christ. Christ commanded the gospel mission through His hand-picked apostles. But once the church was established and the New Testament was complete, there was no longer a need for apostles.

We have the apostles’ essential doctrines in the completed New Testament. The Epistles in particular give us Christ’s instructions on His church and His gospel mission. Christ, the head of the church, uses His Word today to continue to command His gospel mission (Eph. 5:23–25; Col. 1:17, 18).

II. Christ Is Central to the Gospel Message (Rom. 1:2–4)

READ: Romans 1:2, 3a.

Paul wanted the Roman believers, especially the Jewish believers, to understand that the Old Testament Scriptures pointed to the gospel as the solution to sin. The Old Testament prophets foretold God’s plan of salvation through Christ, the suffering Messiah. Paul’s doctrine concerning the gospel explained the Old Testament prophecies about Christ and salvation. His letter to the Romans filled in the important details not included in the Old Testament. For example, Paul explained God’s promise that Abraham would be a “father” of many “nations” (Gen. 17:5).

READ: Genesis 17:5; Romans 4:16, 17. **ASK:** What did God mean when He said Abraham would be the father of many nations? *He meant Abraham would become the spiritual father of all believers through Christ.*

Christ, the promised descendant of Abraham, made salvation possible. We are spiritual sons of Abraham because of Christ’s work on the cross. Later in this course, we will learn more about being a spiritual son of Abraham.

READ: Romans 1:3, 4.

Paul showed Jesus Christ has always been central to the gospel. Christ became human (“according to the flesh”), having descended from King David’s line just as God had promised David (2 Sam. 7:12). Christ

died and rose again by the Holy Spirit's power. Christ's death and resurrection proved His deity and established Him as the only way of salvation (John 14:6).

III. Christ Commissions Gospel Messengers (Rom. 1:5–7)

READ: Romans 1:5.

Paul received God's grace for salvation through his faith in Christ's death and resurrection. He also received from God his calling to be an apostle and missionary to bring about obedience to the faith among the nations for Christ's name sake. In other words, Paul preached the gospel among the nations so the lost might put their faith in Christ and then demonstrate their faith by their obedience to God. As the new believers obeyed God, they brought glory to Christ's name. Their lives testified to the difference Christ makes in a person's life.

READ: Romans 1:6, 7.

Through the dedicated work of other believers, God had lovingly called some in Rome to belong to Jesus Christ as "saints." To be a saint simply means to be set apart for God's work. God commissions all believers (saints) to spread the gospel throughout the world.

ASK: What are some clues that a believer takes seriously his or her commission to spread the gospel? *The believer prepares to share the gospel, prays for opportunities to spread the gospel, guards his or her testimony, and relies on the power of the Spirit when sharing the gospel.*

God has commissioned all of us to be witnesses in our part of the world. We must take His commission seriously and be ready if He calls us to a specific mission field at some point in the future.

IV. Christ Controls the Gospel's Movement (Rom. 1:8–15)

A. Through prayer (1:8, 9)

READ: Romans 1:8.

Paul thanked God for the believers in Rome because people throughout "the world" knew of their faith. The Roman believers were surrounded by paganism and idolatry. They turned from their pagan culture to the true and living God. People from the world passed through Rome, the center of the empire. When travelers returned home, they reported what they had seen and heard. In this way, news of the believers' faith spread. Other churches had heard of their conversion, as well, and would have rejoiced in their potential influence for Christ in that important city.

READ: Romans 1:9. **ASK:** What is the connection between verse 8 and 9? *God caused the Roman witness and the spread of the gospel from Rome in response to Paul's fervent prayers.*

Christ will respond to our prayers that the gospel would spread to the world through our local church members and foreign missionaries. If we pray, the gospel will go out.

B. Through preparation (1:10–12)

Included in Paul's prayers were frequent requests that he might be able to visit Rome.

READ: Romans 1:10–12.

Paul's whole being (his spirit) was consumed with spreading the gospel of Christ, so he naturally desired to travel to as many places as possible, including Rome. He wanted to establish them further in their faith so they might be better prepared to live for God and share the gospel. At the same time, Paul expected to draw comfort from the believers. Because of their shared faith, he knew they would be able to encourage each other, and Paul looked forward to that time of fellowship with them.

God uses other believers to encourage us and strengthen us in our faith to be stronger witnesses. As a church we must work together to prepare ourselves to be better and stronger witnesses for Christ in our parts of the world.

ASK: How has our church prepared you to be a better and stronger witness for Christ?

ASK: What more could our church do?

C. Through prevention (1:13–15)

Although Paul had previously planned to visit Rome, God had prevented him.

READ: Romans 1:13. **ASK:** Why would God prevent believers from ministering in certain places? *Because He wants them busy in other places; because He wants other people to minister in those places; because the timing is not yet right.*

Paul ministered to people wherever he went. He was in Corinth when God prevented him. God obviously had more for Paul to do there and in other cities, including writing the book of Romans. No doubt Paul had taught the Corinthians and other churches most or all of what he wrote in Romans, but he didn't write it all down until he had a good reason to.

The "Greeks" included everyone who had adopted the Greek culture and language. Those who spoke a language other than Greek sounded to the Greeks like they were babbling. The Greek word for "barbarian" comes from the babbling sound. The Greeks and Romans saw themselves as wise and all others as unwise.

Even when God prevents us from ministering in certain places and ways, we can trust His plan for our lives. His plan is perfect and always works for good (Rom. 8:28).

READ: Romans 1:14, 15.

God called Paul to minister to all Gentiles, whether Greek or barbarians, wise or unwise (Acts 9:15). No one in Paul's world was too cultured or too "barbaric" for the gospel. He wanted everyone to hear the same good news that transformed his life and cleansed his heart of horrible sins. Having received such rich grace, he felt obligated to share it far and wide with everyone. God had laid it on Paul's heart to take the gospel to places that had not yet heard it. That's part of the reason why Paul had not yet gone to Rome, where there was an established church (Rom. 15:20, 21).

Technology gives us unprecedented access to people. We can have spiritual conversations with anyone connected to the internet.

ASK: What are you doing with the opportunities God is giving you to share the gospel?

V. Christ Conveys the Gospel's Might (Rom. 1:16, 17)

A. Power for salvation (1:16)

READ: Romans 1:16. **ASK:** Why might someone be ashamed of the gospel? *Because its message is so simple and because Jesus, its central figure, seemed to be a lowly, delusional Jew Whom the Romans crucified without any resistance.*

The Greek philosophical thinkers rejected the gospel of Christ. They considered it foolish to put one's faith in a failed revolutionary. Yet Paul was anxious for the opportunity to preach the gospel in Rome. He understood that the gospel unleashed God's power to save the lost. He was Exhibit A, after all, of the gospel's transforming power (Acts 9:26).

The most notable earthly power in Paul's day was the Roman army. Roman soldiers used brute force to beat their enemies into submission. They enforced Roman rule by terror, slaughtering people groups who tried to resist them. By comparison, the gospel's power delivers both Jews and Greeks from sin and gives eternal hope and present peace. The gospel proved to be the superior power in Rome. Believers there risked their lives to share it and live it.

B. Power for living (1:17)

READ: Romans 1:17.

The gospel reveals that God will declare righteous those who put their

faith in Jesus for salvation (Rom. 5:1). The righteous (just) will live eternally because they put their saving faith in Christ.

The righteous can live day by day for God through faith in Christ. That is why Paul used the phrase from “faith” to “faith” (1:17). From beginning to end, the Christian life is a matter of faith in God. The gospel first calls us to salvation and continues to call us to live in righteousness—a life which can only be lived by faith and the power of the Holy Spirit in us (John 14:16, 17; Gal. 5:22, 23).

ASK: What does daily faith in Christ look like in your life?

Memory Builder

Steps

1. Review the meaning of Romans 1:16.

Wherever Paul preached the gospel, he faced the possibility of opposition. He, however, was not ashamed or afraid to preach—not even in the powerful and thoroughly pagan city of Rome. The gospel originated from God. It has the power to solve man’s enslavement to sin. Through the gospel, God brings salvation and the power to change lives. Although offered first to the Jews, the gospel is for everyone.

2. Discuss the power of the gospel.

ASK: How did Paul experience the power of the gospel in his own life? *His life was radically changed when he met Christ; he turned from persecutor of Christians to faithful messenger of the gospel; through the Spirit’s power, Paul spread the gospel fearlessly in the face of opposition and ridicule.*

ASK: How can we access the power of the gospel in our daily lives? *Learning and memorizing Scripture, prayer, acting in faith, trusting the Spirit’s power, recalling God’s promises.*

ASK: How can we learn to share the gospel without shame or embarrassment? *Focus on God instead of self; remember the power of the gospel to change people’s lives; realize the great need people have for the gospel.*

3. Students work in pairs or small groups to memorize the verse and to practice a “powerful” presentation, using powerful voices, tones, hand gestures, and/or other movements. Groups take turns presenting the verse to the rest of the class. Students decide whose presentation was the most powerful.

Session Application

Gather

- Note cards.
- Pens, colored pencils, thin markers.
- God's Transformational Gospel poster.
- Video 1 from the DVD—"The Gospel Call"

Steps

1. Show video 1 ("The Gospel Call") as a review of the Bible study. Or use the following paragraph.

Paul's letter to the Romans served as an introduction of himself. He established his authority as an apostle and then summarized the gospel, declaring Christ is the core of the gospel message. Paul noted his calling to proclaim the message as well as the believers' calling to be set apart for God's work. Paul longed to visit Rome to share more of the gospel and to fellowship with the believers there. Despite the inevitable opposition he would experience in Rome, Paul declared that he would never be ashamed to preach the gospel. He longed for all people to respond to the gospel call and receive God's righteousness through faith in Christ.

2. Lead students to express truths of the gospel in their own words.

ASK: What forms the core of the gospel? *The Son of God became flesh, died, and rose again in order to provide salvation for humanity.*

ASK: What is the call of the gospel? *A call to righteousness (a right standing before God) beginning with salvation and continuing throughout life.*

ASK: How must we answer the gospel call? *Through faith—believing the truth of what Christ has done, trusting in Him for salvation, accepting His forgiveness, trusting in Him to help us live a righteous life.*

3. Distribute note cards and pens.

Fill a note card with essential phrases and short sentences that define and clarify the meaning of the gospel. Put the card where you will see it. Consider using it to share the gospel. Include your testimony.

ASK: How might your life be different if you knew nothing about the gospel? *You might feel hopeless, be afraid of death, have no purpose in life, or feel guilty all the time.*

If you have a small class, then read the descriptions from the cards and have the students suggest who they think wrote the descriptions.

ASK: How does the gospel make a difference in your life?

4. Use the God's Transformational Gospel poster throughout the course. Write in the "Then" box descriptions of life before salvation. In the "Now" box write truths about life in Christ. Use the ongoing list to challenge your students to consider whether they are living a transformed life.

Session Takeaways

Before dismissing the students, draw their attention to the Time with God page in their student books. Instruct them to complete the study on their own. The activity reviews Christ's connections with the gospel and our responses to it.