








JUNIOR OVERVIEW

JUNIOR	LESSON 1	LESSON 2	LESSON 3	LESSON 4	LESSON 5
TITLE	Ready to Race: God Prepares Us	Communication: God Guides Us	Showdown: God Empowers Us	Pit Stop: God Refuels Us	Racing Team: God Invites New Racers
SCRIPTURE REFERENCE	1 Kings 17:1–6 (At the Brook Cherith)	1 Kings 17:7–24 (In Zarephath)	1 Kings 18:17–46 (On Mount Carmel)	1 Kings 19:1–18 (On the Run from Jezebel)	2 Kings 2:1–15 (With Elisha)
FOCUS	God provides for our needs as He prepares us to serve Him.	God guides us through His Word and prayer.	God empowers us as we put our faith in Him.	God renews us when we become discouraged.	God wants us to invite others to join His team.
MEMORY VERSE	“It is God who works in you both to will and to do for His good pleasure” (Philippians 2:13).	“Lead me in Your truth and teach me, for You are the God of my salvation; on You I wait all the day” (Psalm 25:5).	Theme Verse “We are more than conquerors through Him who loved us” (Romans 8:37).	“Those who wait on the LORD shall renew their strength; they shall mount up with wings like eagles, they shall run and not be weary, they shall walk and not faint” (Isaiah 40:31).	“Go therefore and make disciples of all the nations, baptizing them in the name of the Father and of the Son and of the Holy Spirit” (Matthew 28:19).
MASCOT	Wynn 	Cam and Ginny 	Chase 	Zoey 	Spark Plug 
GAMES	<ul style="list-style-type: none"> Race to the Brook Tire Scrub Ready, Set, Roll! Water Balloon Weave 	<ul style="list-style-type: none"> Race Rally Champs Steering Practice Don't Run Out! Over the Top 	<ul style="list-style-type: none"> Altar Soak Get King Ahab Trophy Topple 	<ul style="list-style-type: none"> Back on Track Wind! Earthquake! Fire! <i>whisper</i> Pit Stop Challenge Gently Does It! 	<ul style="list-style-type: none"> Mantle Hand-Off Fiery Whirlwind Relay Teamwork Juggle Hop In, Let's Go!
SNACKS	<ul style="list-style-type: none"> Bread by the Brook Cool Off Banana Racer Oil Check 	<ul style="list-style-type: none"> Sticks 'n' Dip Obedience O's Smile—Jesus Loves You! 	<ul style="list-style-type: none"> Power Pack Snack On God's Winning Team Trophy with Toppings 	<ul style="list-style-type: none"> Cave Chomp Frozen Fuel Fuel Up Pit Stop Punch 	<ul style="list-style-type: none"> Stop & Go Fruit Kabobs Cross the Jordan Brownie Car
CRAFTS	<ul style="list-style-type: none"> Formula Fun Car Speedy Sun Catchers Elijah's Raven Racers, Start Your Engines! Driver's Backpack Bank 	<ul style="list-style-type: none"> Color Your Own Racers Stoplight Craft Kit Towel Tube Racer Get in Gear! 	<ul style="list-style-type: none"> Speedway Scratch Art Magnets Jesus' Victory Craft Kit Fire Frame Pool Noodle 500 Power Pennant 	<ul style="list-style-type: none"> Paper Racer Craft Kit God Is My Champion! Racetrack Spinner Trophy Encouragement Card 	<ul style="list-style-type: none"> Photo Finish Craft Kit Go and Tell Fuzzy Victory Circle Trophy

THANK YOU FOR USING RBP!



Regular Baptist Press

RegularBaptistPress.org • rbpVBS.org
 © 2025 Regular Baptist Press • RBP33959 • ISBN 979-8-88973-103-0
 Joshua Mason, Creative Manager • Beth Prassel, Writer • New King James Version
 Scripture taken from the New King James Version®. Copyright © 1982 by Thomas Nelson, Inc.
 Used by permission. All rights reserved.

JUNIOR

TEACHER BOOK



Welcome

Welcome to Rocket Racers	2
Overview	4

Things You Should Know

Racing Nuts & Bolts.....	7
Making Rocket Racers Your Own.....	8
About Me: Junior.....	9
Teaching Tips	10
Motivating Desirable Behavior	12
Leading a Student to the Savior.....	13
Sharing the Salvation Message.....	14
Missions Project: Building Bridges.....	16
Teaching Students with Disabilities	17
Decorating Your Classroom.....	18
Plugging in Older Students	20

Bible Lessons

Ready to Race: God Prepares Us.....	23
Communication: God Guides Us.....	31
Showdown: God Empowers Us.....	39
Pit Stop: God Refuels Us	49
Racing Team: God Invites New Racers.....	57

READY TO RACE:

God Prepares Us

1 Kings 17:1–6***Memory Verse***

“It is God who works in you both to will and to do for His good pleasure” (Phil. 2:13).

Extra Credit Verses

Matt. 6:33; Eph. 2:10; Phil. 4:19

Theme

God provides for our needs as He prepares us to serve Him.

Takeaway

I will thank God for preparing me to serve Him.



- Greet students with enthusiasm and a smile. Get to know each student.
- Make sure you have a completed registration card (30208) for each student.
- Distribute nametags (33933) and Rocket Racers passes (33934).
- Open the class time with prayer.



Option 1: Reaction Time: Think Fast!

Materials

- Beanbag; *optional*: tennis balls or racket balls.

Race car drivers need to be able to react quickly. Their reaction time is crucial, especially because they travel at high speeds—so drivers do reaction exercises. Let's do a reaction exercise to challenge your own response time.

ACTIVITY: Students stand in a circle. Announce a category (e.g., sports, jobs, things that fly). Toss the beanbag to a student, who must name something in that category within three seconds, and then toss the beanbag to someone else. Give a signal when three seconds are up and the beanbag must be tossed (e.g., "Go!" or "Toss!"). Items cannot be repeated, and students may not hand the beanbag to someone next to them. If someone drops the beanbag or can't think of anything within three seconds, that person is out of the game.

For younger students: Allow five seconds to name something in the category and allow them to drop the beanbag once before being out of the game.

VARIATION: If your classroom is suitable, let students try a reaction exercise that real race car drivers use. Have students line up so the first student is standing a few feet away from a wall and facing it. Toss a tennis ball at the wall. The student must react quickly enough to catch the ball when it bounces off the wall. After two tries, the next student has a turn.

Today we'll learn about a man who reacted with quick obedience to God. Even though many obstacles lay ahead, God prepared him well!

Option 2: True & False Flag Grab

Materials

- Green flags; red flags; *optional*: red and green construction paper instead of flags; true/false statements from the VBS resources (33902 or 33902DC, **L1-Jun-TrueFalse**).

Before class: Print out the True/False statements.

In this game, you will race against your rival to grab the flag when you hear a true statement.

ACTIVITY: Pairs of students sit across from each other on the floor, boys with boys and girls with girls. Try to pair students of the same age.

Place a flag or sheet of construction paper between each pair. Read aloud the first statement from the resource printout. If students think it's true, they try to grab the flag. The first student to grab it gets one point. If students think the statement

TIP ▶

Printouts with a name in the format **L1-Jun-TrueFalse** are located in the Teaching Resources folder on the VBS Resources Download or CD.

TIP ▶

Ask another VBS worker (or more, depending on class size) to help referee the flag-grab matches.

is false, they should not grab the flag. If a student grabs the flag on a false statement, he or she loses a point. Players place the flag back between them after each statement and wait for you to read the next one. The rival with the most points at the end wins the game.

Here at VBS, we'll discover all kinds of facts about car racing, but more important, about how to get on track with God!

Materials

- Whiteboard or poster boards; markers; timer.

Before class: Mark two areas on the board where students can write vertical lists of items.

Let's imagine a race from two perspectives. Half of you are fans who are getting ready to go to the racetrack to see the Putt-Putt 500. The other half are a racing crew, getting ready to race in the Putt-Putt 500. What do you need to bring to the racetrack? In this quick game, your team will have two minutes to think of items and write them on the board. The team with the most correct items at the end of two minutes will be prepared for a trip to the track!

ACTIVITY: Divide the class into two teams, "fans" and "crew." Each team chooses one person to go to the board. When you give the starting signal, teams begin to call out items for their teammate to write on the board. When the timer goes off, see which team has the most items on the board. Review the items (or have a student from the opposing team review them) and cross off any items that don't belong. The team with the most items wins. If time allows, have teams switch perspectives and play again.

ASK: What are some life events that happen to you or your friends? (*Participate in a sports competition, break a bone, get shots, take lessons, get a pet, get chickenpox, give a music recital, make friends.*) **SAY:** When we say "life event," we're usually talking about something important that happens to you. Sometimes we're prepared for a life event, and other times we don't feel ready at all! But you can count on God to help you prepare for the life events He gives you and the jobs He assigns you.

Today we'll do some preparation of our own. We'll get ready for our race of life by learning about Elijah—who he was and how God prepared him for the tough race that lay ahead of him.

◀ FUN FACT

In some open-wheel races, a pit stop can be completed in about two seconds. "Open-wheel" means the wheels are outside the car's body.

◀ TIP

Examples for each team

FANS—sunglasses, sunscreen, binoculars, water, earplugs, rain jacket, pit pass, ticket, seat cushion, a racing program, etc.

CREW—tires, steering wheel, walkie-talkies, bumper, gas can, roll cage, wrench, air tools, poles, water, duct tape, etc.

◀ TIP

Sometimes God places us in a situation where we don't feel ready. This helps us learn to depend on Him.

TIP

Open in prayer and teach with an open Bible.



Materials

- Bible; lesson 1 visual packet (33907) or visual book PowerPoint download (33907EB); monologue cards from the VBS resources (33902 or 33902EB, **L1-Jun-Monologue**); scissors; small statue or figurine; *optional*: costumes e.g., paper crowns, robes, sandals).

Before class: Print and cut apart the monologue cards. Enlist three teens or older students to present the character monologues. *Optional:* Provide costumes.

ACTIVITY: Give an example of a rivalry, e.g., in a spelling contest, in a sporting event, for someone else's friendship. **ASK:** Have you ever had a rival—someone who was trying to win the same thing you were?

There is only one true God, but He has many rivals. They are false gods, and they can take many forms. Many people worship them instead of worshipping God.

In Old Testament times, God sent prophets to warn His people about worshipping false gods. But prophets also did much more. They delivered God's messages to Israel. The prophets reminded God's people how to obey Him and warned them what would happen if they disobeyed. Often prophets told people what God would do in the future.

DISPLAY: Show lesson 1 visual 1.

This week we'll be focusing on a prophet named Elijah who delivered God's messages to Israel. Although the Israelites were God's chosen people, many of them had left God. Their kings and queens had led them to worship false gods instead of the one true God. This was foolish because God is real, He loves His people, and He can answer prayer. However, He can't be controlled or manipulated like people tried to do with false gods.

DISPLAY: Show the figurine. **ASK:** What would you think if I started talking to this figurine and asked it to bless me or answer my prayer? (*Allow responses.*) Yes, it's ridiculous to ask it to do anything! (*Place your hand on another object in the room, like a desk.*) Maybe I should ask this desk for a new car. What do you think? You're right, it's ridiculous to talk to this desk, because it isn't alive. Worse, I would be trusting this desk instead of God. And I would be disobeying God, Who has told people to worship only Him.

The Israelites were disobeying God and worshipping other things. Their own kings and queens led them off track and followed the examples of surrounding countries.

One such king was Ahab. The Bible tells us King Ahab did more evil than any other king before him (1 Kings 16:30). He married a woman named Jezebel, who persuaded her husband and all of Israel to worship a false god named Baal.

LIST OF LESSON ACTIVITIES

- Illustrate the foolishness of worshipping false gods with a figurine and other inanimate object.
- Present monologues: Ahab, Jezebel, and Elijah.



Lesson 1 Visual 1

ACTIVITY: Let’s hear what King Ahab and Queen Jezebel have to say for themselves. (*Have your volunteers present the Ahab and Jezebel monologues.*)

ASK: How do you know that King Ahab was a weaker person than Queen Jezebel, or that she bossed him around? (*He gave in to what she wanted. He chose to worship Baal to keep the queen happy.*)

Though King Ahab and Jezebel came from different countries, they had the same rivals—other nations who were out to get them. So they made an alliance through marriage.

Unfortunately, King Ahab followed Queen Jezebel in promoting Baal worship. With the government on the side of this false god, worshiping Baal was easy and worshiping the true God of the Bible was very difficult.

But who was Baal? He was a popular false god in Elijah’s time. People believed he controlled the rain, the ground, and the crops. If there was no rain, that meant Baal had given in to the god of death. If it rained, the people thought Baal had come back to life. So they never quite knew what to expect! But they would do lots of things to try to get Baal to give them rain.

In contrast to Baal, the true God is always faithful! He can always be trusted.

ACTIVITY: Now let’s hear from Elijah, one of the greatest prophets of the Old Testament. (*Have your volunteer present the Elijah monologue.*)

God had a task for Elijah—lead God’s people back to God. So God sent Elijah to speak with King Ahab, the ruler of Israel.

DISPLAY: Show lesson 1 visual 2. **READ:** 1 Kings 17:1a. Invite a student volunteer to read Elijah’s words in 17:1b or have a helper read it. **ASK:** What did Elijah declare about the Lord God? (*He lives!*) Elijah wanted to make it clear that the true God is living and active—unlike the false god Baal, who didn’t even exist.

ASK: What do you think Elijah meant when he said that he stood before the Lord? (*Allow responses.*)

Elijah stood with God’s power behind him. Elijah’s message for the king came directly from the Lord, the only true God. So Elijah said, “King Ahab, there won’t be any dew or rain until God says so.”

ASK: Do you remember what the Baal followers believed about Baal and the weather? (*They believed he controlled the rain.*) What do you suppose God wanted to show them by sending a drought? (*Allow responses—God was in control of the rain, not Baal.*)

READ: 1 Kings 17:2 and 3. **DISPLAY:** Show lesson 1 visual 3.

Now God told Elijah to leave Ahab’s palace and go to the brook called Cherith, which was just east of the Jordan River. This rugged area was not a comfortable place to stay, but it was a great place to hide.

TIP


Another dynamic of idol worship is that demonic forces are sometimes behind it (see 1 Cor. 10:20, 21). So while the god Baal itself was false, there may have been real phenomena involved. This would have reinforced the temptation toward idolatry.



Lesson 1 Visual 2

TIP

If nobody volunteers to read a verse, simply read it yourself.



Lesson 1 Visual 3

READ: Invite a student volunteer to read 1 Kings 17:4. **ASK:** In what two ways did God promise to take care of Elijah's needs? (*Elijah would drink water from the brook, and God would command ravens to bring him food.*)

READ: Ask a student volunteer to read 1 Kings 17:5. **ASK:** How did Elijah respond to God's command?

Elijah didn't hesitate. He obeyed God right away. He went to live by the brook, just as God had told him to do.

ACTIVITY: Ask students to imagine what they would need to take on a campout and discover how many items they can name. **ASK:** Which items are most essential? What if you had to camp out without any of these items?


When Elijah went to the brook as God instructed, he didn't have or find a bunch of supplies. He had to trust God to take care of him.

READ: 1 Kings 17:6. **DISPLAY:** Show lesson 1 visual 4.

Just as God had promised, ravens brought bread and meat twice a day for Elijah to eat, and he drank water from the brook.

ASK: At the brook, Who was Elijah's only friend? (*God.*) Who did Elijah depend on completely? (*God.*)

At the brook, Elijah was alone with God and depended completely on Him. God was teaching Elijah to trust Him. God had planned a difficult race for him. At the brook, Elijah witnessed God's power, and his faith in God grew.



Lesson 1 Visual 4



Materials

- Bible; whiteboard and marker; green construction paper; scissors; black marker; tape.

Before class: Cut four rectangles from green construction paper ("flags"). With a black marker, write each of the following on a rectangle: **A-Admit; B-Believe; C-Choose Jesus, the only way.** Attach tape loops to the back of each flag.

Elijah had already chosen to believe in God and get on track with Him. God wants us to do the same thing today by trusting in His Son, Jesus Christ.

ACTIVITY: Draw a simple, straight racetrack on the board. Label the start and finish.

- **First**, you must admit that you are a sinner (*place flag A near the starting line*). The Bible tells us that all people have sinned by going their own way instead of God's way.
- **Next**, you must believe that Jesus is God's Son (*place flag B halfway down*

the track). He came to earth, died on a cross to take your punishment for sin, then rose to life again.

- **Finally**, you must choose to trust Jesus as your Savior (*place flag C at the finish line*). Jesus is the only way you can have your sin forgiven and become God's child. You could trust in Jesus for salvation today.

If you aren't ready to trust Him yet, will you think about it? You may talk to me or another adult here at church if you have questions.

Maybe you've already trusted in Christ as your Savior. As we obey God, He uses many ways to prepare us for what's ahead, like He used Elijah's time at the brook Cherith. Sometimes those ways are enjoyable—and sometimes they aren't so enjoyable. The key to us making progress is to trust and obey God, no matter what happens, like Elijah did.



Scavenger Hunt Review

Materials

- Scavenger Hunt cards and checklist from the VBS resources (33902 or 33902DC, **L1-Jun-ScavengerHunt**); scissors; pencils; tape.

Before class: Cut the cards apart and hide them around the room. Tape the cards in place so that students won't move them around. Make a copy of the checklist for each student.

ACTIVITY: Distribute checklists and pencils. Students search the room for the picture of each item on their list and check off each one as they find it. The person who finds all the items first wins the hunt. Read the items and their descriptions, emphasizing God's provision for Elijah.



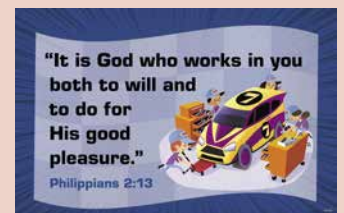
"It is God who works in you both to will and to do for His good pleasure" (Phil. 2:13).

DISPLAY: Show the verse poster (33966).

God is the One Who works in us and empowers us to serve Him. He gives us the will, or desire, to obey Him. And He gives us the strength or power to do what He asks. When we choose to join God's team, He provides everything we need to follow Him and to do His will.

TIP

Hold your Bible open as you teach the verse, emphasizing that the verse is from the Bible.



Lesson 1 Verse Poster (33966)

Memory Track Laps

Materials

- Phil. 2:13 verse poster (33966).

DISPLAY: Show the verse poster. **ACTIVITY:** Read the verse together several times.

ACTIVITY: Students sit on the floor in a circle. One student begins the verse by standing up quickly to say the first word then immediately sitting back down. Going around the “track,” students continue popping up, saying the next word of the verse, then sitting down. Continue until the verse is completed. Repeat the verse several times, encouraging students to go faster each time. Use the poster for reference the first few times around the track, then remove it.



Option 1: Prep for Your Race

Materials

- Paper; pencils.

Before class: At the top of each piece of paper, write one service opportunity God might offer to your students. Examples: Tell a friend about Jesus; help an elderly neighbor with his yard; visit a nursing home; sing in a church service.

DISCUSS: When God spoke to Elijah, how did Elijah respond? (*He listened and obeyed. He trusted God to take care of him.*)

ACTIVITY: Students form small groups. Give one assignment and a pencil to each group. Students imagine God has given them this task then work together to answer two questions: (1) What can you do to get ready to serve—plan, practice, pray, gather materials? (2) What might God provide for you in order to complete your task—courage, correct words, physical strength, wisdom? Groups share their ideas. **PRAY:** Close in prayer. Thank God that He provides for us and that He prepares us to serve Him

Option 2: Provision Pictures

Materials

- Slips of paper; pen; container; whiteboard; markers.

Before class: On slips of paper, write difficult situations (e.g., confronted by a bully, had money stolen, failing a class, injured in an accident, natural disaster). Place the papers in a container.

ACTIVITY: Students take turns choosing a situation and drawing it on the board. The other students try to guess the situation, then name things God might provide during that difficult time. **PRAY:** Close in prayer, thanking God for providing for us.