


God Delivers



**Deliverance
through Jesus**

**Deliverance
through Moses**

Note to Teacher

This book has been prepared for pre-primary children. The book is perforated so you can tear out each sheet, complete it in class, and send it home with the child. Each page includes directions for completing the activities on that page. Encourage the children to share their papers with their parents and other family members. The parents' letter is on page 3. Send it home with the child on the first Sunday of the quarter or deliver it personally before the quarter begins. The back of the letter contains unit overviews and a list of memory verses for the quarter.

As you prepare for the quarter, take apart the student books and cut around the stickers for each lesson. Put all the lesson 1 student book pages and stickers in an envelope or folder; put all lesson 2 student book pages and stickers in another envelope; continue for the 13 lessons. This will save time during the week.

If children are absent, make sure they receive their student book page, stickers, and the Strong Kids at Home take-home paper. This will help them review the Bible lesson they missed.

Using the Student Book Pages

The student book pages will help you review the Bible lesson and memory verse with your students. As they are working on their pages, talk about the Bible story or its application. Help the children write their names on their papers.

Materials

- Lesson 1** Bread sticker; cross sticker
- Lesson 2** None
- Lesson 3** Thankful leper sticker
- Lesson 4** Palm stickers (2)
- Lesson 5** Bowl sticker; feet sticker
- Lesson 6** Campfire sticker
- Lesson 7** Crosses sticker; stone sticker
- Lesson 8** Manger, cross, Jesus stickers; brown chenille wire; fabric
- Lesson 9** Bulrushes sticker; baby Moses sticker
- Lesson 10** Children stickers (3)
- Lesson 11** Blood on door stickers (2)
- Lesson 12** Moses sticker
- Lesson 13** Numbers and word stickers



Regular Baptist Press

Pre-Primary Student Book • Spring Quarter 2025 • Vol. 7, No. 3 • 244 S Randall Rd #1188, Elgin, IL 60123 • © 2019 RBP • Printed in U.S.A.
• Scripture quotations are from The Holy Bible, English Standard Version® (ESV®), copyright © 2001 by Crossway, a publishing ministry of Good News Publishers. Used by permission. All rights reserved.

THIS MATERIAL MAY NOT BE REPRODUCED IN ANY WAY.

Spring Quarter 2025



Thank you for bringing your child to Sunday School.

Our goal is to teach important Biblical truths about God, God's Word, and God's Son. We want to partner with you to help your child become strong in his or her knowledge of Scripture and develop an unshakable love for the Lord.

Deliverance

As Easter approaches, your child will learn why Jesus can be our Savior, that He died willingly to deliver us from the punishment for our sin, and that the resurrection makes this permanent. Your child will learn that God delivers from punishment those who believe on the Lord Jesus Christ for salvation (Acts 16:31). Your child is not too young to understand this truth and trust in Jesus as Savior.

In the second unit, your child will learn how God used Moses to deliver His people, Israel, from bondage. God's plans can never be stopped. Despite rulers and kingdoms and edicts and laws, God shows His power as the one true God. Nothing is impossible for those who put their trust in Him and allow Him to lead. Help your child get beyond the spectacular display of plagues and focus on God's purpose and power.

Find Your Voice

We need your help to accomplish spiritual goals. The back of this sheet contains a list of memory verses that coordinate with the lessons. Help your child learn the verse for each week. Learning Scripture is another way to build confidence in what he or she believes. Let your child tell you the Bible story, using the student book pages, take-home papers, and any projects your child has done. For review and application ask the questions and make the observations found in the take-home paper. Help your child complete the activities.

If you do not regularly attend church with your child, we invite you to study God's Word with us. The pastor or a staff member is always available to answer your questions or talk with you about your own spiritual needs.

Sincerely,

Pre-Primary Teacher

Quarter Overview

Deliverance through Jesus Weeks 1—8

This unit takes children from the beginning of Jesus' ministry to the Ascension. Students will learn Who Jesus is, why Jesus came to earth, and how people responded to His message of deliverance from sin and death. They will learn that Jesus died for them too and that He is their Savior.

Deliverance through Moses Weeks 9—13

Unit 2 is a study of Moses and the exciting way God delivered Israel from bondage. A young child will remember these lessons for a lifetime. Make sure your child knows that God did these miraculous things and that these events are true. Also emphasize that Israel's deliverance was coupled with obedience to God.

Memory Verses

Lesson 1

"Jesus is the Christ, the Son of God"
(John 20:31).

Lesson 2

"Jesus said . . . I am the resurrection and the life"
(John 11:25).

Lesson 3

"Jesus is the Christ, the Son of God" (John
20:31).

Lesson 4

"Hosanna! Blessed is he who comes in the name
of the Lord!" (Mark 11:9).

Lesson 5

"Jesus answered him, If I do not wash you, you
have no share with me" (John 13:8).

Lesson 6

"[Jesus] humbled himself by becoming obedient
to the . . . death on a cross" (Philippians 2:8).

Lesson 7

"Believe in the Lord Jesus, and you will be saved"
(Acts 16:31).

Lesson 8

"[Jesus] was buried . . . [and] was raised on the
third day in accordance with the Scriptures"
(1 Corinthians 15:4).

Lesson 9

"Our God is in the heavens; he does all that he
pleases" (Psalm 115:3).

Lesson 10

"Who is like you, O LORD . . . majestic in holiness
. . . doing wonders?" (Exodus 15:11).

Lesson 11

"In [Jesus] we have redemption through his blood,
the forgiveness of our trespasses"
(Ephesians 1:7).

Lesson 12

"In all your ways acknowledge him, and he will
make straight your paths" (Proverbs 3:6).

Lesson 13

"For by grace you have been saved through faith
. . . it is the gift of God" (Ephesians 2:8).

Jesus Proved He Is Our Deliverer

Matthew 4:1-11

Directions: Cut on the solid lines and fold each flap forward on the dotted lines. • Add the bread sticker to the first flap. • Listen as a teacher reads each sentence. Trace the words with broken lines. • Finish coloring the picture.



Fold forward.

Fold forward.



Fold forward.

Satan tempted Jesus 3 times.

How was Jesus tempted?

Jesus did not sin because He is

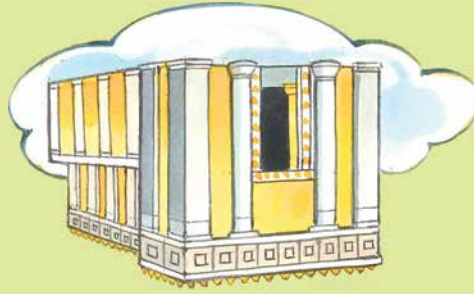
God's Son.



NAME _____



Riches



Glory

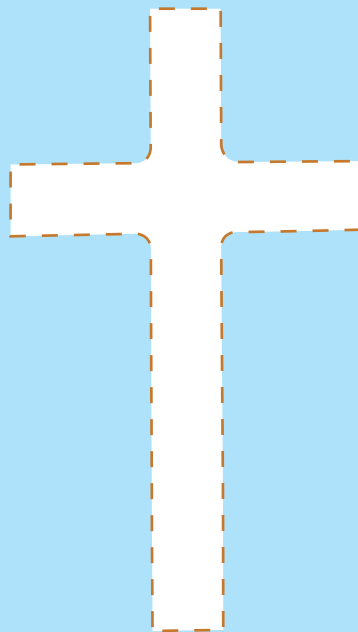


Bread

Who Is Jesus?

**"Jesus is the Christ,
the Son of God" (John 20:31).**

Directions: Place the cross sticker in the center. • Color the boy and girl. • Read the sentence with your teacher.



Jesus is our sinless Savior.