

God Is Worth Obeying



Strong Kids Introduction2
 Junior Resources.....3
 Basic Classroom Supplies4
 Unit Bulletin Boards.....4
 Knowing Your Junior Students.....5

Session	Date	Title	Theme	Page
Unit 1 Commandments about God				
1	March 2, 2025	Meet God, the Commander	☩ God's glory is worthy of our highest respect.	6
2	March 9, 2025	Put God First	☩ God wants us to worship Him, the one true God.	15
3	March 16, 2025	Worship God Honorably	☩ God is jealous for and deserving of our full attention.	24
4	March 23, 2025	Respect God's Name	☩ God wants us to respect and praise His name.	33
5	March 30, 2025	Remember Your Creator	☩ God wants us to remember He is our creator.	42
Unit 2 Commandments about Others				
6	April 6, 2025	Honor Your Parents	☩ God wants us to respect and honor our parents.	50
7	April 13, 2025	Respect Life	☩ God desires that we love and respect each other.	59
8	April 20, 2025	Stay Faithful	☩ God wants us to be faithful to our promises.	68
9	April 27, 2025	Give to Others	☩ God delights when we give of ourselves to others.	76
10	May 4, 2025	Tell the Truth	♥ ☩ God loves truth and wants us to live in the truth.	84
11	May 11, 2025	Practice Contentment	☩ God, our supplier of needs, wants us to be content.	92
Unit 3 Hope for Commandment Breakers				
12	May 18, 2025	Christ's Higher Standard	♥ ☩ Christ helps us see our sinfulness.	101
13	May 25, 2025	Christ's Hope for Sinners	♥ ☩ Christ is our only hope for salvation.	110



STRONG[®]

curriculum



A world weak on truth needs a strong, trustworthy message. STRONG Curriculum builds stronger churches by teaching all Scripture to produce spiritually mature believers who measure up to the stature of Christ.

A Plan You Can Trust

Regular Baptist Press firmly believes God's Word is living and powerful and more effective than any idea or philosophy man could ever dream up. The Bible is Spirit empowered, so it cannot fail to strengthen kids who interact with its truths. Believing this, we purposefully built Strong Kids on Bible bedrock. We know the curriculum's solid Biblical foundation will make it transformational.


Strong Kids provides each age group with the age-appropriate plan to prepare kids to successfully take the next step in their spiritual growth. The lessons for all five age groups form five steps for building spiritually strong kids.


Strong Kids for Juniors grounds students in their faith before they move into their teen years. The overall track is through the Bible, but with different emphases than in the Primary and Middler age groups. For instance, students spend more time on the Ten Commandments, David's writings in Psalms, Solomon's wisdom in Proverbs, spiritual life applications from the Epistles, and end-time events from Revelation.


The Strong Kids scope and sequence is built on the seven teaching aims Jesus had during His earthly ministry. Identifying Jesus' aims helps you teach the Bible with purpose and clear goals in sight. Every lesson in the Strong Kids scope and sequence addresses at least one of Jesus' teaching aims.


Look for the BuildUP icons in the table of contents and on the first page of each lesson.


JESUS' TEACHING AIMS


 **Believe the gospel.** Jesus taught His students to understand, believe, and then share the gospel. This aim is obviously fundamental to all the rest.


 **Understand Biblical ethics.** Jesus instructed His students to live according to moral values. These values provided them with the tools to make wise decisions.

 **Internalize godliness.** Jesus taught His followers to be godly on the inside. He warned them not to become like Pharisees, with a mere outward appearance of godliness.

 **Learn doctrine.** Jesus knew the importance of teaching His students the truth and identified doctrine as one of the means for spiritual growth. Wishy-washy doctrine leads to faulty practice.

 **Develop life skills.** Jesus taught His followers to meet life's challenges in a way that honored and glorified God. He gave them the skills to navigate those challenges successfully.

 **Uplift others.** Jesus' life was all about others. Leading by example, He taught His followers to be all about others too.

 **Prepare to serve.** Jesus prepared His followers to serve in the context of local churches that were established soon after His ascension. He emphasized sacrifice and dedication.

STRONG[®] curriculum

Kit Contents

- Teacher Guide
- Student Book*
- Set of Take-Home Papers*
- One sheet of Recognition Stickers*
- Teaching Pictures
- Card with online download code
- Bible Story DVD
- Posters

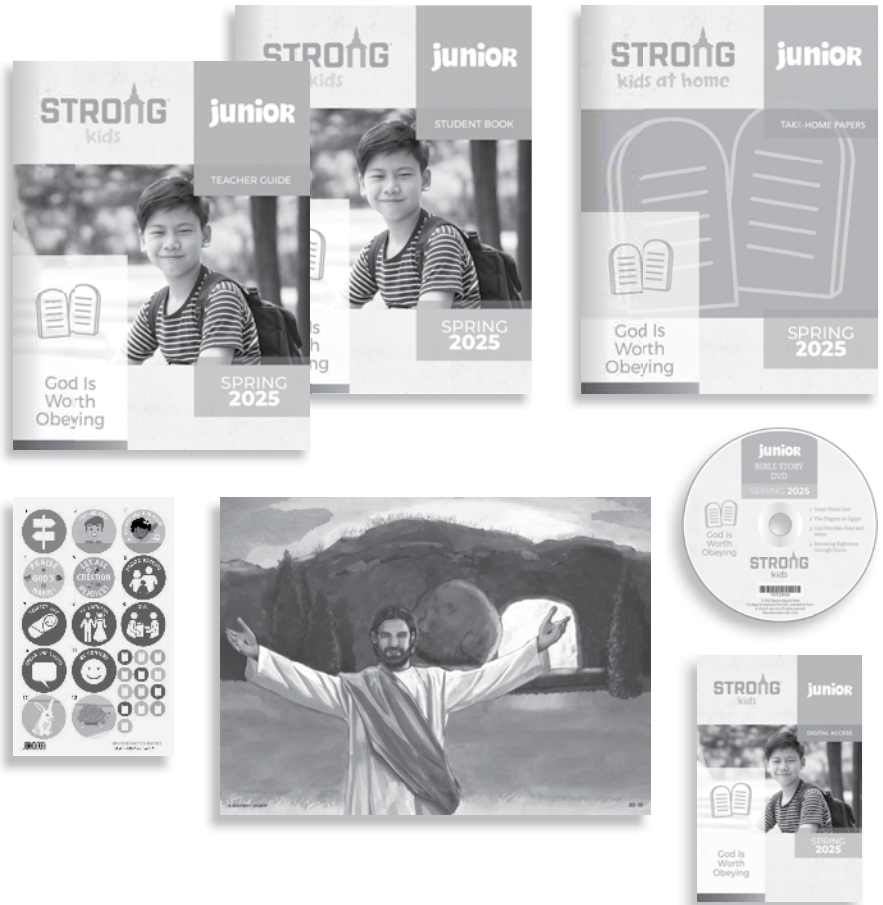
*Order one book or set for each child.

Ordering Information

All materials are available from Regular Baptist Press.

- Web: www.StrongCurriculum.com
- E-mail: orders@rbpstore.org
- Toll-free orders in the United States: 1-800-727-4440
- Fax: 1-847-843-3757
- Canada: Contact your distributor.

In this quarter's Strong Kids for Juniors, the students will get to know God's character through the Ten Commandments. They will understand that God's commands reveal humanity's sinfulness and that God's grace offers forgiveness for commandment breakers. They will be encouraged to praise God for His glorious, saving grace.



Onetime Purchase (Sold Separately)

- Strong Kids Music, vol. 1



The Doctrinal Basis of Our Curriculum

A more detailed statement with references is available upon request.

- | | | | |
|---|--|---|---|
| <ul style="list-style-type: none"> • The verbal, plenary inspiration of the Scriptures • Only one true God • The Trinity of the Godhead • The Holy Spirit and His ministry • The personality of Satan • The Genesis account of creation • Original sin and the fall of man | <ul style="list-style-type: none"> • The virgin birth of Christ • Salvation through faith in the shed blood of Christ • The bodily resurrection and priesthood of Christ • Grace and the new birth • Justification by faith • Sanctification of the believer | <ul style="list-style-type: none"> • The security of the believer • The church • The ordinances of the local church: baptism by immersion and the Lord's Supper • Biblical separation—ecclesiastical and personal • Obedience to civil government • The place of Israel | <ul style="list-style-type: none"> • The pretribulation rapture of the church • The premillennial return of Christ • The millennial reign of Christ • Eternal glory in Heaven for the righteous • Eternal torment in Hell for the wicked |
|---|--|---|---|

Basic Classroom Supplies

Unit Bulletin Board Ideas

Paper Products

Construction paper
White copy paper
Poster board
4" x 6" index cards
Self-adhesive labels
Sentence strips

Markers

Pencils
Crayons
Colored pencils
Permanent markers
Washable markers

Office Supplies

Cellophane tape
Double-stick tape
Masking tape
Post-it Notes
Stapler
Scissors

Adhesives

Glue sticks
Craft glue
Plasti-Tak

Miscellaneous

Play-Doh
World map or globe
Craft sticks (regular and jumbo size)
Premoistened towels
Hand sanitizer
Paper towels
Ziplock bags
Yarn
Chenille wires
Cotton balls

Unit 1—Commandments about God

Cover the bulletin board with light blue backing and add the yellow scalloped boarder around the sides. Using black EZ Letters, put the following title across the top of the bulletin board: LOVE GOD.

Use the verse posters for lesson 2 through 5 (52-P3 through 52-P6). They correspond to the first four commandments. Hang the posters as a way to illustrate the commandments.

Units 2 & 3—Commandments about Others; Hope for Commandment Breakers

Keep the backing and border the same. Change the title to LOVE OTHERS.

Use the verse posters for lesson 6 through 11 (52-P7 through 52-P12). They correspond to the last six commandments. Hang the posters to illustrate the commandments.

Knowing Your Junior Students

Physical and Social Development

- I DIFFER widely from my peers. Some of us have experienced the onset of puberty and its accompanying growth spurt, and some have not.
- I MAY feel insecure about my physical changes and focus on my appearance and how I compare with my peers.
- I SOMETIMES feel inadequate due to changes in my body and comparison to others.
- I AM more self-focused than I used to be and worry about what others think.
- I HAVE developed a view of impending adulthood, and sometimes it is unsettling.
- I WANT to have a best friend with whom I can share activities. Girls my age often have complicated, changeable relationships. Boys tend to be competitive and more focused on the activity than the other people involved.
- I ENJOY humor and silly jokes, but sometimes I use humor to be sarcastic and put down someone else.

Cognitive (Learning) Development

- I CAN gather information and form well-thought-out opinions.
- I CAN start to see the bigger picture in an issue; I can reason and work things out and understand how things relate to one another.
- I AM beginning to develop my own values and understanding of the world.
- I AM just beginning to think abstractly, but I am not always able to do so.
- I CAN understand similes and metaphors.
- I CAN concentrate for longer periods of time, which allows me to be focused on a task to the point of building a skill.

Effective Responses

- Use God's Word to reassure students that each person is specially created by God.
- Remind students that God looks on the heart and values inner character.
- Give verbal praise to help students feel valued.
- Be sensitive to students' feelings. Emphasize the Scriptural principle of encouraging and building up each other.
- Encourage students to treat each other with respect. Vigilantly discourage belittling talk or behavior.
- Laugh at students' silly jokes, but correct students who use sarcasm to put down someone else.
- Be an example of a Christian adult, portraying adulthood in a positive manner and talking about events and privileges students can look forward to as they mature.

Effective Instructional Methods

- Provide lessons that challenge students' thinking. Help students understand how Bible passages and principles are related and how God's truths build on one another.
- Encourage volunteers to read and explain Bible passages. Provide guided instruction where clarification is needed. Encourage participation, but don't embarrass students by calling on them to do something they are not comfortable doing.
- Encourage discussion by asking questions that require students to think analytically, to compare and contrast, and to build on previous knowledge.
- Facilitate opportunities for students to express their opinions and ideas about lesson topics.
- Divide students into equal groups rather than allowing them to self-select groups for activities.

SESSION 1 | UNIT 1

Meet God, the Commander

God on Mount Sinai

Scripture Focus

Exod. 19; 20:18–21

BuildUP Theme



UNDERSTAND
BIBLICAL ETHICS

God's glory is worthy of our highest respect.

Measurable Response

The students will consider ways to increase their fear of God.

Memory Verse

"And Moses said unto the people, Fear not: for God is come to prove you, and that his fear may be before your faces, that ye sin not"
(Exodus 20:20).

Teacher Preparation

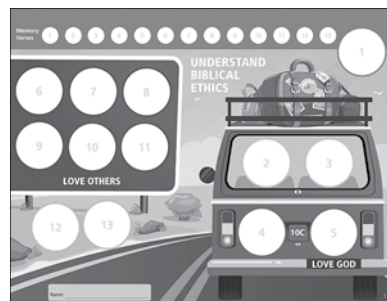
- Despite the spectacular plagues the Children of Israel witnessed in Egypt, they did not respond to God with the respect He deserved. God came to them on Mount Sinai in a stormy cloud and with the sound of a mighty trumpet blast.
- Read Exodus 20:20. Moses told the people not to be afraid of God as if He was their enemy. Instead, Israel needed to respect God as their leader. There is a big difference between being terrified of God and being respectful of God.
- God went on to share the Ten Commandments and directed Israel to follow His commands in the Promised Land. The Ten Commandments were not given to us, but they tell us about God and provide guidelines for loving Him.
- As you teach on the Ten Commandments this quarter, emphasize that God helps us fulfill the privilege of obeying Him.

Recognition Charts

This quarter focuses on the second BuildUP aim: Understand Biblical Ethics. God gave Israel the Ten Commandments as a guide for living in the Promised Land. God also promised to bless Israel for obeying His commands. Those promises are not for us today, but the commandments tell us a lot about God and how to relate to Him. The recognition chart visualizes the Ten Commandments as a guide for life.

Give each student an attendance and verse chart (student book page 29). Stickers 2–11 represent the Ten Commandments.

Give each student sticker 1 for attendance. Next week, allow them an opportunity to earn the smaller Bible sticker by saying this week's memory verse. Collect the charts or hang them on a wall in your classroom. Give the students an opportunity to earn the final Bible sticker on their winter charts by quoting Romans 8:28, last week's memory verse.



Week 1



Session Starters

Option 1—Phobia Mania

Gather

- Resource 52-R1.

Steps

1. Distribute a copy of resource 52-R1 to each student. Students take three minutes to take the quiz and come up with their own phobia.
2. Share the following answers to the multiple-choice questions: 1. A; 2. B; 3. B; 4. C; 5. C; 6. A; 7. C; 8. A.
3. Students share the phobias they made up.
4. Discuss fearing God.

ASK: What are you afraid of the most?

ASK: Should you be afraid of God? Explain.

5. Transition to the Bible lesson.


God appeared to Israel in a dramatic way to teach them to fear Him. Fearing God is an important step in obeying God, but fearing God is not the same as being afraid of God. We will learn the difference in our lesson.



52-R1



52-R2



52-R3

Option 2—What to Do

Gather

- Resources 52-R2 and 52-R3.

Steps

1. Organize the students into two teams.
2. Read each team their scenarios and options listed on resources 52-R2 and 52-R3, alternating between teams. Award one thousand points for each correct answer. Keep track of the teams' points on the whiteboard.
3. Discuss reacting to fearful situations.

ASK: When has a surprise situation scared you?

ASK: How did you react?

ASK: What part did fear play in your response?

4. Transition to the Bible lesson.

God appeared to Israel in a loud and frightening way. He wanted Israel to fear Him. They did, but not in the way He intended. We will learn what was wrong with their fear and how and why we should fear God today.

Bible Study

Gather

- Teaching picture 52-1.
- Poster 52-P1.
- Clothesline, yarn, or cording (twelve to fifteen feet long).
- Paper.
- Markers or colored pencils.
- Clothespins.
- Items for setting up a barrier (e.g., cardboard boxes, chairs, tables).
- Trumpet sound effect or trumpet (optional).
- Video 1 from DVD—"Israel Meets God."

I. God Called for Obedience (Exod. 19:1–9)

Last quarter we left off with Joseph's brothers and his father Jacob joining him in Egypt. Joseph's eleven brothers all had sons and daughters who grew up and had children of their own. Over the course of about four hundred years, the Children of Jacob (Israel) multiplied to a nation of about two million people. As a great nation, Israel became a threat to the Egyptians' power. So the Egyptians' pharaoh (king) started persecuting and killing the Israelites to keep them from multiplying.

God sent a man named Moses to Egypt to lead His people out of slavery. Through Moses, God sent ten plagues on Egypt to compel Pharaoh to let Israel go. But once Israel was gone, God hardened Pharaoh's heart. He chased the Israelites and seemed to trap them by the Red Sea. Pharaoh was wrong. God parted the sea to give the Israelites a way to escape. He then drowned the Egyptians in the Red Sea.

In the coming weeks, we will learn more about those accounts and the accounts that followed. Today we want to focus on meeting God, Israel's commander on their way to the Promised Land.

A. God's offer (19:1–6)

READ: Exodus 19:1, 2.



52-P1

DISPLAY: Poster 52-P1. Point out Egypt and Mount Sinai.

The setting for today's Bible account is Mount Sinai, just three months after God delivered the Israelites from slavery in Egypt. The Israelites set up camp around the mountain in the rugged Sinai Peninsula.

READ: Exodus 19:3, 4.

Eagles learn to fly under the watchful eyes of their mothers. Their mothers give them courage to leave the nest as well as protection from falling. God treated the Israelites like eaglets learning to fly. He miraculously delivered them from Egypt and then cared for them as they learned to "fly" on their own.

ASK: How should the Israelites have responded to God's care? *They should have been grateful and willing to do whatever He said.*

God's deliverance of Israel from Egypt should have proved to them that He is good. The Israelites could not go wrong obeying their good God. In fact, as they did, God would do some special things for them.

READ: Exodus 19:5, 6.

ASK: If Israel obeyed God, what would they become to God? *A peculiar, or special, treasure above all the other nations, a kingdom of priests, a holy nation.*

What an opportunity for the Israelites! Their God cared for them more than they could have ever imagined. If they would only obey Him, they would become a special treasure that God would admire above all other nations. As they lived holy lives, they would also become a kingdom of priests to the world, showing other nations what God is like.

B. The Israelites' promise (19:7–9)

READ: Exodus 19:7.

After God gave His initial instructions, Moses climbed back down Mount Sinai and spoke to the elders of Israel. The elders were the older men who would help Moses lead Israel. Moses told them all the Lord had said. The elders then went to the people with God's message.

READ: Exodus 19:8.

ACTIVITY: Ask for a volunteer to do something for you. Don't reveal what that something is until you get a volunteer. Emphasize the volunteer's willingness to do whatever you ask of him and his confidence that he can get it done. Then tell the volunteer that you want him to climb Mount Everest, the world's tallest mountain.

ASK: What do you think of my request? Are you still confident you could accomplish it right now?

No one walks out of a Sunday School classroom and climbs Mount Everest without lots of training, guidance, equipment, and help. Even then, the task is hard.

Israel had no idea what God was going to ask them to do. They blindly volunteered like we often do when people ask us to do something. Israel soon learned that they could never do all God asked because they were sinners. No one, not even the best person in the world, could ever obey God perfectly. We will learn more about that truth in coming weeks.

After hearing the Israelites' response, God told Moses that He was going to come in a thick cloud on the third day and speak with Moses so the people could hear Him. When the people heard God's voice, they would know that He is the one true God (19:9).

II. God Called for Separation (Exod. 19:10–15)

READ: Exodus 19:10, 11.

God gave instructions to Moses about how to get the people ready for His visit. Moses was to sanctify, or consecrate, the people. The word "sanctify" means "to set apart." The people were to purify themselves and be ready to welcome God.

ASK: What do you think the dirt on the Israelites' clothes symbolized? Do you think God just doesn't like dirty, stinky clothes? *The dirt symbolized sin in the Israelites' lives.*

God wanted the Israelites to wash their clothes as a symbol of their need to be free from sin. God is holy and completely free of sin. He demands the same holiness in those who follow Him.

READ: Exodus 19:12, 13.

ACTIVITY: Give the students a few minutes to build a barrier across one side of the room using the boxes, chairs, tables, and any other items you collected. Hang a piece of yarn or cord across the barrier. Each student makes a warning sign based on Exodus 19:12 and 13. Students use clothespins to hang their signs across the yarn or cord.

ASK: Why did God have Moses put up a barrier to separate the people from God's presence? Was it because God hated the people? *No. God wanted to teach the people that He is not like them in that He is perfectly holy.*

Our God is a holy God. That means that He is completely pure of any sin. He is always right. He cannot do anything wrong or even make a mistake. He is perfect in every way—in His thinking, in all He does, and in all He says.

Because God is holy, He cannot be touched with the presence of sin. That is why the people could not go near the mountain. The mountain was made holy by God's presence. All the Israelites were sinful, so if they went near the mountain without God's express permission, they would die.

III. God Came to Sinai (Exod. 19:16–25)

On the morning of the third day, God came as He promised.

READ: Exodus 19:16–18.

God called Moses back to the mountain. Again, the lightning, thunder, and cloud were present, along with the loud sound of the trumpet.

ACTIVITY: Play a loud trumpet sound effect or consider having a trumpet player ready to give a short blast on his trumpet when you reach this point in the lesson. The sound should startle your students much like the trumpet blast must have startled the Israelites.

God's presence was both frightening and impressive. Crackling lightning and a trumpet blast commanded the attention of every person in Israel's camp. No one ignored God's arrival on Mount Sinai.

READ: Exodus 19:19, 20.

ASK: What might have gone through Moses' mind as he began to climb up Mount Sinai into the cloud and lightning? *He was probably scared and yet impressed with how powerful and awesome God is.*

When Moses got to the top of the mountain, God told him to turn around and go back down to warn the people about touching the mountain. Amazingly, amidst the cloud and lightning and noise, Moses protested. He didn't think the people needed to be warned again. But God insisted that Moses go to warn the people.

READ: Exodus 19:21–25.

DISPLAY: Teaching picture 52-1.

ASK: Why did God want Moses to warn the people a second time about touching the mountain? *Because God loved them and didn't want to have to punish them for disobeying Him.*

Moses obeyed God and climbed all the way back down the mountain to warn the people one more time. The people got the message. They not only stayed back, but they also left the area completely.

READ: Exodus 20:18, 19.

The people were afraid of God. They thought He would kill them if they stood close to Mount Sinai. But their fear of God was the wrong kind of fear.



52-1

READ: Exodus 20:20, 21.

The people needed a *respectful fear* of God rather than a *hopeless fear* of God. Our sin should cause us great concern but trying to run from God is not the answer. Drawing near to God with humble, respectful fear brings forgiveness of sin (James 4:7–10).

VIDEO: Show video 1 (“Israel Meets God”) from the DVD. Emphasize God’s holiness as the students watch the video.

Memory Builder

Gather

- Poster 52-P2.
- Word strips or yellow construction paper cut in strips (2" x 6").
- Markers.

Steps

1. Before class, write the words from Exodus 20:20 onto sixteen or so word strips. Combine some of the words onto single strips.
2. Display poster 52-P2 and read the memory verse together as a class.

ASK: How many of you would admit to being at least a little afraid of lightning?

ASK: What about lightning makes it scary?

God used lightning to communicate His power and authority. He wanted Israel to fear, or respect, Him. God desires our fearful respect of Him too.

3. Students put the word strips in order on the table and in the form of two lightning strikes.
4. Students either mix up the word strips and then see how quickly they can put them back in order or alternate between removing one of the word strips and saying the verse.

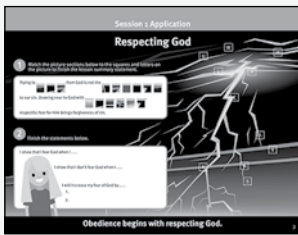
Session Application

Gather


- Student book page 3.



52-P2



Student Book Page 3



Student Book Page 4



Take-home Paper Week 1



Steps

1. Distribute a copy of student book page 3 to each student.
2. Students complete the puzzle in section 1. The answer is as follows: Trying to RUN from God is not the ANSWER to our sin. Drawing near to God with HUMBLE, respectful fear for Him brings forgiveness of sin.

When confronted with God's holiness and power, the Israelites ran away from God. They wanted Moses to speak to God on their behalf. Jesus died on the cross for our sins. When we trust in Him as our Savior, God forgives our sins and allows us to fellowship with Him. We can go directly to God through prayer.

3. Students consider how they have or have not shown respect for God (section 2). Ask the following questions to prompt their thinking.

ASK: When do you show you fear (respect) God?

ASK: When do you show you don't fear God?

ASK: How will you increase your fear of God? *Spending time in God's Word; learning what God is like; praising God daily for His holiness and power.*

4. Close in prayer. Ask God to increase your students' fear of Him.

Session Takeaways

PERSONAL FOCUS

Each week has a student page called My Time in God's Word. Those pages provide an opportunity for your students to interact with God's Word. Before dismissing the students, draw their attention to the first My Time in God's Word on page 4 of their student books. Instruct them to complete the activity at home. The activity emphasizes the connection between respecting God and obeying God.

PARENT CONNECT

Distribute the Strong Kids at Home sheet for lesson 1. Point out the Big Question on the front page and the students' opportunity to interact with their parents on the back page.

Plan to give the Quarter Overview page included at the front of the Strong Kids at Home sheets to a parent of each student in your class. This page informs the parents of what their students are learning and guides the parents to have meaningful spiritual interaction with their children. For your convenience, the overview page is also available for download. The access code is on the download card in the kit.

If you have not ordered the Strong Kids at Home sheets for this quarter, we encourage you to do so. They provide a valuable connection between your classroom and the home.