


God Rescues



Trust God for Salvation
Trust God for Direction
Trust God for Protection

Note to Teacher

This book has been prepared for pre-primary children. The book is perforated so you can tear out each sheet, complete it in class, and send it home with the child. Each page includes directions for completing the activities on that page. Encourage the children to share their papers with their parents and other family members. The parents' letter is on page 3. Send it home with the child on the first Sunday of the quarter or deliver it personally before the quarter begins. The back of the letter contains unit overviews and a list of memory verses for the quarter.

As you prepare for the quarter, take apart the student books and cut around the stickers for each lesson. Put all the lesson 1 student book pages and stickers in an envelope or folder; put all lesson 2 student book pages and stickers in another envelope; continue for the 13 lessons. This will save time during the week.

If children are absent, make sure they receive their student book pages, stickers, and the Strong Kids at Home take-home paper. This will help them review the Bible lesson they missed.

Using the Student Book Pages

This resource will help you review the Bible lesson and memory verse with your students. As the children are working on their student book pages, talk about the Bible story or its application. Help each child write his or her name on his or her paper.

Materials

- Lesson 1** Manger, God cloud, arrow stickers
- Lesson 2** Large angel, star, angel, baby Jesus stickers
- Lesson 3** Manger, sins cloud stickers; craft stick; 4" x 1½" fabric strip
- Lesson 4** Angel, sheep, birthday cake stickers; foil star stickers
- Lesson 5** 3 wise men, boy Jesus stickers; foil star stickers (optional)
- Lesson 6** Water jug, open Bible stickers; paper fastener; glitter (optional)
- Lesson 7** Girl sticker
- Lesson 8** Rock, angel stickers
- Lesson 9** Bowing sheaves, 11 star stickers; 2½" x 5" felt strip
- Lesson 10** Pyramid sticker
- Lesson 11** Grapes dream sticker; chains stickers (2)
- Lesson 12** Cows dream sticker; necklace sticker
- Lesson 13** Brothers, dream cloud stickers



Regular Baptist Press

Pre-Primary Student Book • Winter Quarter 2024–25 • Vol. 7, No. 2 • 244 S Randall Rd #1188, Elgin, IL 60123-5529
© 2018 RBP • Printed in U.S.A. • Scripture taken from the New King James Version®. Copyright © 1982 by Thomas Nelson, Inc. Used by permission. All rights reserved.

THIS MATERIAL MAY NOT BE REPRODUCED IN ANY WAY.

Winter Quarter 2024–25



Thank you for bringing your child to Sunday School.

Our goal is to teach important Biblical truths about God, God's Word, and God's Son. We want to partner with you to help your child become strong in his knowledge of Scripture and develop an unshakable love for the Lord.

Trusting God

This quarter's theme is trusting God to give direction for all areas of life. In the first unit, students will learn why they can trust in Jesus as their Savior. As they rejoice in His birth, they will also learn why He is worthy of our praise, worship, and service.

Unit 2 shows what happens when we don't trust God's plan for our lives. Jacob trusts Rebekah's plan to deceive his father instead of waiting for God to reveal His plan. Jacob must leave home and flee for his life. Through God's Word, students are assured that God is always with us and wants to help us learn and do His will.

The five lessons of unit 3 are devoted to a study of Joseph. Students learn that even when things are bad, God is still good. Students study how to serve God in a hard situation, how to trust God's plan, and how to forgive others by following God's example and the story of Joseph.

Growing Strong

The lessons in this quarter were chosen to help children become spiritually stronger in these areas: Bible doctrine, salvation, godliness, life skills, service, and Biblical ethics. Draw attention to these goals by encouraging your students to learn memory verses. The back of this sheet contains a list of memory verses that coordinate with the lessons. Help your child learn the verse for each week. Three of the verses will be studied for two weeks each. Take advantage of this emphasis by making sure your child knows what the verse means as well as what it says.

If you do not regularly attend church with your child, we invite you to come and worship the Son of God during this holiday season and throughout the year. The pastor or a staff member is always available to answer your questions or talk with you about your spiritual needs.

Sincerely,

Pre-Primary Teacher

Quarter Overview

Trust God for Salvation Weeks 1—5

In this unit, pre-primary children will learn Who Jesus is and why He is worthy to be our Savior. This emphasis is part of learning the doctrine of salvation. Mary and Joseph accepted it. Shepherds and foreign wise men accepted it. Preschoolers can understand and accept the gospel too.

Trust God for Direction Weeks 6—8

In this unit, children will learn about Bible people who trusted God to help them make good decisions and those who did not. Students will learn that God wants them to be honest in all they do and put God's will above their own desires. They will learn that God answers prayer and promises to never leave us, even when we make mistakes.

Trust God for Protection Weeks 9—13

The lessons in the third unit focus on Joseph and his relationship with God as he endured abuse, served ungodly masters, and experienced imprisonment. Through each circumstance, God prepared Joseph to become the second most powerful leader in Egypt. The themes emphasize God's plan, God's goodness, how to serve God in hard places, and forgiving others as God forgives us.

Lesson 1

"Of old You laid the foundation of the earth" (Psalm 102:25).

Lesson 2

"You shall call His name JESUS, for He will save His people from their sins" (Matthew 1:21).

Lesson 3

"You shall call His name JESUS, for He will save His people from their sins" (Matthew 1:21).

Lesson 4

"For there is born to you this day . . . a Savior, who is Christ the Lord" (Luke 2:11).

Lesson 5

"For there is born to you this day . . . a Savior, who is Christ the Lord" (Luke 2:11).

Lesson 6

"If we ask anything according to [God's] will, He hears us" (1 John 5:14).

Lesson 7

"If we ask anything according to [God's] will, He hears us" (1 John 5:14).

Lesson 8

"[God] has said, I will never leave you nor forsake you" (Hebrews 13:5).

Lesson 9

"Our God is in heaven; He does whatever He pleases" (Psalm 115:3).

Lesson 10

"The LORD is good, a stronghold in the day of trouble" (Nahum 1:7).

Lesson 11

"And whatever you do, do it heartily, as to the Lord" (Colossians 3:23).

Lesson 12

"Trust in the LORD, and do good" (Psalm 37:3).

Lesson 13

"Be kind to one another, tenderhearted, forgiving one another" (Ephesians 4:32).

LESSON 1 Jesus Is the Eternal Creator

John 1:1-4, 14, 15, 18;
Hebrews 1:1-3; Colossians 1:15, 16

Directions: Listen to your teacher read each question. • Add the missing picture stickers. • Circle the picture of the correct answer. • Trace the words with broken lines.

Why do we
celebrate
Christmas?



Where was Jesus
before He came
to earth?





What did Jesus
make before He
came to earth?



When did Jesus
begin?



Why did Jesus
leave Heaven and
come to earth?



"Of old You
laid the

foundation of the
" earth

(Psalm 102:25).

NAME _____

Long Before

**"Of old You laid the foundation
of the earth" (Psalm 102:25).**

Directions: Listen as your teacher reads the action rhyme. Do the actions. • Practice the motions to the rhyme with a friend while someone reads.




Long before He came to earth,
(Point up, then down.)



Jesus ruled in Heaven above.
(Raise both hands above your head
and spread arms wide.)



Long before His holy birth,
(Rock the baby.)



Jesus made the earth with love.
(Make circle of "earth" with index fingers.)



Long before Mary held Him tight,
(Rock the baby.)



Jesus sat on Heaven's throne.
(Pretend to sit.)



Long before He brought us light,
(Burst hands open and spread arms apart.)



Jesus enjoyed God's Heavenly home.
(Point up and nod.)

