

God Gives Life



God Provides Life

God Provides
New Life

Note to Teacher

This book is perforated, so you can tear out the sheets for use in the classroom. Each page includes directions for completing the activities. Encourage the children to share their papers with their parents.

The parents' letter is on page 3. Send it home with the child on the first Sunday of the quarter or deliver it personally before the quarter begins. The back of the letter contains unit overviews and a list of memory verses for the quarter.

As you prepare for the quarter, take apart the student books and cut around the stickers for each lesson. Put the lesson 1 student book pages and stickers in an envelope or folder; put lesson 2 student book pages and stickers in another envelope; do the same for all 13 lessons. This will help you be ready each Sunday morning.

If children are absent, make sure they receive their student book pages, stickers, and the Strong Kids at Home take-home paper. This will help them review the Bible lesson they missed.

Using the Student Book Pages

This resource will help you review the Bible lesson and memory verse with your students. As the children are working on their student book pages, talk about the Bible story or its application. Help the children write their names on their papers.

Materials

- Lesson 1** None.
- Lesson 2** Pumpkin and flower stickers; sunflower seeds; popcorn.
- Lesson 3** Fish, turtle, and pig stickers.
- Lesson 4** Bush, flower, and parrot stickers.
- Lesson 5** Rabbit, elephant, and butterfly stickers.
- Lesson 6** Tomato plant, yellow pepper plant, and orange tree stickers.
- Lesson 7** Serpent and dinosaur stickers.
- Lesson 8** Noah, dinosaur, and ark stickers; craft sticks; card stock.
- Lesson 9** Dove sticker; cotton balls.
- Lesson 10** Psalm 145:9 sticker; conversation balloon stickers.
- Lesson 11** Cross and empty tomb sticker.
- Lesson 12** Baby Isaac and rebus stickers.
- Lesson 13** Ram, torch, servants, and wood bundle stickers.



Regular Baptist Press

Pre-Primary Student Book • Fall Quarter 2024 • Vol. 7, No. 1 • 244 S Randall Rd #1188, Elgin, IL 60123-5529
© 2018 RBP • Printed in U.S.A. • King James Version

THIS MATERIAL MAY NOT BE REPRODUCED IN ANY WAY.

Fall Quarter 2024



Thank you for bringing your child to Sunday School.

Our goal is to teach important Biblical truths about God, God's Word, and God's Son. We want to partner with you to help your child become strong in his or her knowledge of Scripture and develop an unshakable love for the Lord.

Truth Under Fire

The first unit presents the Genesis account of Creation and establishes God's authority as the Creator. God spoke, and the world came into existence. We know that is true because God tells us so in the Bible. The world teaches that the earth is unquestionably billions of years old and that the Bible's account of Creation is unreliable and false. This course will strengthen your child's trust in the Bible's Creation account.

The second unit presents the historical lessons on God's grace to Adam, Noah, Abraham, Sarah, and young Isaac. Your child will learn that nothing is too hard for God and, unlike people, He always keeps His promises.

Accomplish Goals

We need your help to accomplish spiritual goals. The back of this sheet contains a list of memory verses that coordinate with the lessons. Help your child learn the verse for each week. Learning Scripture is another way to build confidence in what we believe. Let your child tell you the Bible story, using the student book pages, take-home paper, and any projects he or she did in class. For review and application, ask the questions and make the observations found in the take-home paper. Help your child complete the activities.

If you do not regularly attend church with your child, we invite you to come and worship God and learn more of His Word. The pastor or a staff member is always available to answer your questions or talk with you about your spiritual needs. Come and learn more about your Savior, the perfect Son of God.

Sincerely,

Pre-Primary Teacher

Quarter Overview

God Provides Life Weeks 1—6

Session 1 emphasizes God's eternity. Your child will learn the meaning of the word "eternal" and truths about God's character. The next 5 sessions focus on the Genesis account of Creation and God's commands and provisions for Adam and Eve in the Garden of Eden. Your child will learn God made the world and everything in it in six literal days.

God Provides New Life Weeks 7—13

In the remaining sessions, your child will learn about God's grace for Adam, Noah, the world, the nations, sinners, Abraham, and Isaac. Your child will understand God's grace is an undeserved gift. Understanding God's grace is important to understanding salvation.

Lesson 1

"In the beginning God created the heaven and the earth" (Genesis 1:1).

Lesson 2

"In the beginning God created the heaven and the earth" (Genesis 1:1).

Lesson 3

"[God] made heaven, and earth, the sea, and all that therein is" (Psalm 146:6).

Lesson 4

"Thus saith the LORD, . . . I have made the earth, and created man upon it" (Isaiah 45:11, 12).

Lesson 5

"God . . . put [Adam] into the garden of Eden to dress it and to keep it" (Genesis 2:15).

Lesson 6

"God said, . . . I have given you every herb . . . and every tree . . . for [food]" (Genesis 1:29).

Lesson 7

"In [Jesus] we have . . . the forgiveness of sins" (Colossians 1:14).

Lesson 8

"But Noah found grace in the eyes of the LORD" (Genesis 6:8).

Lesson 9

"My covenant will I not break" (Psalm 89:34).

Lesson 10

"The LORD is good to all: and his tender mercies are over all his works" (Psalm 145:9).

Lesson 11

"In [Abraham] shall all families of the earth be blessed" (Genesis 12:3).

Lesson 12

"Is any thing too hard for the LORD?" (Genesis 18:14).

Lesson 13

"And Abraham said, My son, God will provide himself a lamb for a burnt offering" (Genesis 22:8).

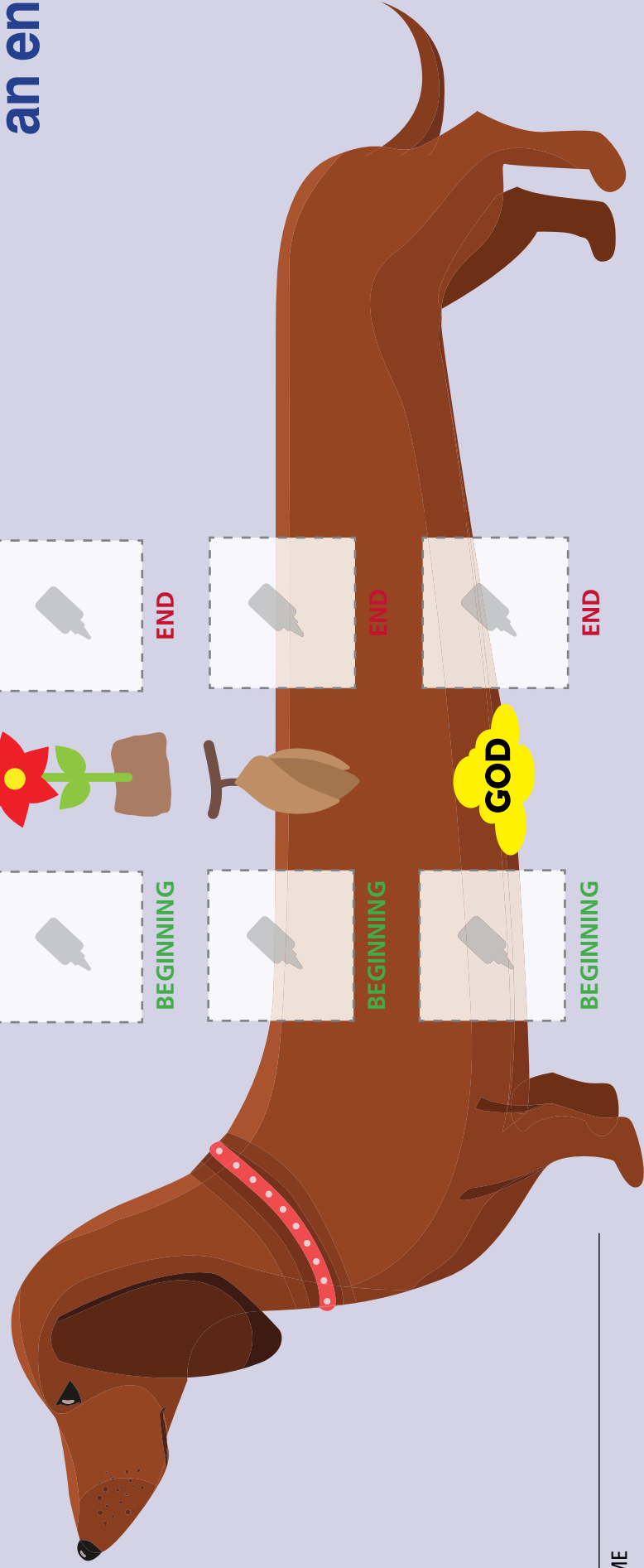
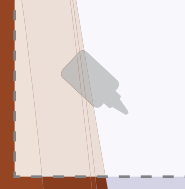

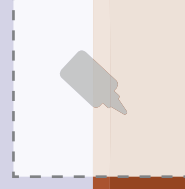

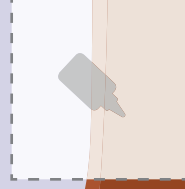

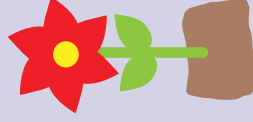
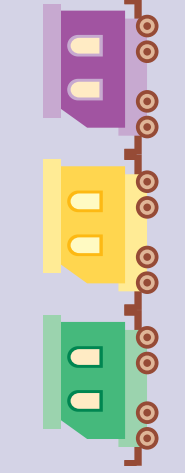
LESSON 1 God Provided His Life

Psalm 90:2, 4; Isaiah 46:9, 10; Revelation 1:8

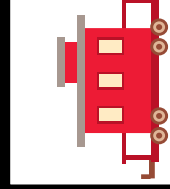
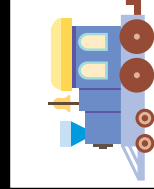


Directions: Cut apart the pictures at the bottom of the page. • Look at each picture in the middle column. What goes at the beginning of each picture? • Glue the correct pictures in the boxes.

God is not like anyone else.

God never had a beginning and will never have an end.



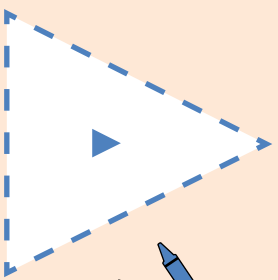
NAME _____



Shape Lesson

“In the beginning God created the heaven and the earth” (Genesis 1:1).

Directions: Trace each shape and its name. • Count the corners and write the number. • Count the sides and write the number. • Use the color code to color each shape.



This is a

TRIANGLE.


It has



corners and



sides.



This is a

SQUARE.

It has

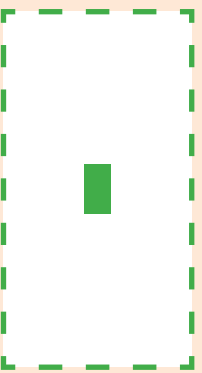


corners and



sides.

Which shape reminds you that God is eternal? Why?



This is a

RECTANGLE.


It has



corners and



sides.



This is a

CIRCLE.

It has



corners and



sides.

