

# God Triumphs



**Victory by God's  
Grace**

**Victory by God's  
Mercy**

## Note to Teacher

This book has been prepared for pre-primary children. The book is perforated so you can tear out each sheet, complete it in class, and send it home with the child. Each page includes directions for completing the activities on that page. Encourage the child to share his paper with his parents and other family members. The parents' letter is on page 3. Send it home with the child on the first Sunday of the quarter or deliver it personally before the quarter begins. The back of the letter contains unit overviews and a list of memory verses for the quarter.

As you prepare for the quarter, take apart the student books and cut around the stickers for each lesson. Put all the lesson 1 student book pages and stickers in an envelope or folder; put all lesson 2 pages and stickers in another envelope; continue for the 13 lessons. This will save time during the week.

If a child is absent, make sure he receives his student book page, stickers, and the Strong Kids at Home take-home paper. This will help him review the Bible lesson he missed.

## Using the Student Book Pages

This resource will help you review the Bible lesson and memory verse with your students. As the children are working on their student book pages, talk about the Bible story or its application. Help the children write their names on their papers.

## Materials

- Lesson 1** Spies sticker; red ribbon or yarn
- Lesson 2** Ark sticker
- Lesson 3** Teddy bear, friend, beach ball stickers
- Lesson 4** Feet, ram's horn, mouth stickers; red ribbon
- Lesson 5** Stolen items sticker; fabric for flap
- Lesson 6** Moldy bread and hat (2) stickers
- Lesson 7** Sun and helmet stickers; yarn; glitter pens or metallic markers; small piece of square paper to mount sun; self-adhesive dots
- Lesson 8** Sword, palm, and face stickers (4)
- Lesson 9** Fire/sacrifice sticker; verse stickers
- Lesson 10** Fire and torch stickers
- Lesson 11** Tambourine and emoji stickers
- Lesson 12** Baby Samson and drums stickers
- Lesson 13** Jawbone, lion, ropes stickers



**Regular Baptist Press**

Pre-Primary Student Book • Summer Quarter 2025 • Vol. 7, No. 4 • 244 S Randall Rd #1188, Elgin, IL 60123 • © 2019 RBP • Printed in U.S.A.  
• Scripture taken from the New King James Version®. Copyright © 1982 by Thomas Nelson, Inc. Used by permission. All rights reserved.

**THIS MATERIAL MAY NOT BE REPRODUCED IN ANY WAY.**



# Summer Quarter 2025



## **T**hank you for bringing your child to Sunday School.

Our goal is to teach important Biblical truths about God, His Word, and His Son. We want to partner with you to help your child become strong in his knowledge of Scripture and develop an unshakable love for the Lord.

### **God's Grace and Mercy**

God gives grace to us even though we don't deserve anything from Him. He also gives us mercy by withholding the punishment we deserve for our sin. This quarter's study of the Israelites taking the land God promised them includes lessons of victory, defeat, and sometimes disappointment. In Unit 1 we will learn about the marvelous victories God gave them over their enemies. God helped Joshua lead His people while showing His power to them and their enemies.

In unit 2 we will learn about God's mercy through the book of Judges. God's people were on a cycle of disobedience, judgment, repentance, obedience, and victory. The lessons highlight the strengths and weaknesses of four of God's judges.

### **Find Your Voice**

We need your help to accomplish spiritual goals. The back of this sheet contains a list of memory verses that coordinate with the lessons. Help your child learn the verse for each week. Learning Scripture is another way to build confidence in what you believe. Let your child tell you the Bible story, using the student book page, take-home paper, and any projects from class. For review and application, ask the questions and make the observations found in the take-home paper. Help your child complete the activities.

If you do not regularly attend church with your child, we invite you to study God's Word with us. The pastor or a staff member is always available to answer your questions or talk with you about your own spiritual needs.

Sincerely,

---

Teacher



# Memory Verses

## Quarter Overview

### Victory by God's Grace Weeks 1-7

This unit's themes focus on God's help, His presence, His power, and His answers to prayer. Through a study of Joshua and his relationship with God, students learn that God is worthy of their faith in Him.

### Victory by God's Mercy Weeks 8-13

In unit 2 students will learn of the victories of Deborah and Barak, Gideon, and Jephthah. They will learn of Samson's gift of strength. When we trust and obey God, He gives courage and strength to do His will.

#### Lesson 1

"For the LORD your God, He is God in heaven above and on earth beneath" (Joshua 2:11).

#### Lesson 2

"Do not be afraid, . . . for the LORD your God is with you wherever you go" (Joshua 1:9).

#### Lesson 3

"Do not be afraid, . . . for the LORD your God is with you wherever you go" (Joshua 1:9).

#### Lesson 4

"Great is our Lord, and mighty in power" (Psalm 147:5).

#### Lesson 5

"Great is our Lord, and mighty in power; His understanding is infinite" (Psalm 147:5).

#### Lesson 6

"Pray without ceasing" (1 Thessalonians 5:17).

#### Lesson 7

"[God] has attended to the voice of my prayer" (Psalm 66:19).

#### Lesson 8

"He shall strengthen your heart, all you who hope in the LORD" (Psalm 31:24).

#### Lesson 9

"The LORD is my strength and my shield; my heart trusted in Him" (Psalm 28:7).

#### Lesson 10

"The LORD is my strength and my shield; my heart trusted in Him" (Psalm 28:7).

#### Lesson 11

"Serve the LORD with all your heart" (1 Samuel 12:20).

#### Lesson 12

"Present your bodies a living sacrifice, holy, acceptable to God" (Romans 12:1).

#### Lesson 13

"Trust in the LORD forever, for in YAH, the LORD, is everlasting strength" (Isaiah 26:4).

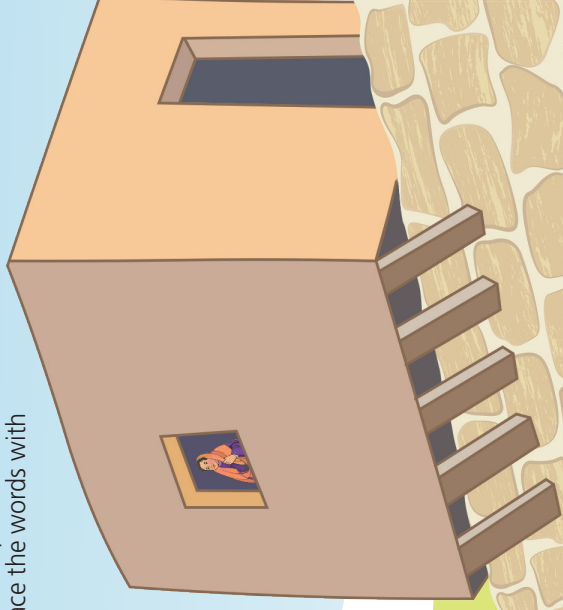


# LESSON 1 Israel Found a Friend

Joshua 1; 2

**Directions:** Glue or tape the red cord to hang from the window. • Place the spies sticker by the cord. • Listen as your teacher reads the sentence and the verse. Trace the words with broken lines.

NAME \_\_\_\_\_



Rahab believed in the  
one true God.

Rahab said to the spies: "For the

LORD your God, He

is God." Joshua 2:11





# Circle the Right Answer

“For the LORD your God, He is God in heaven above and on earth beneath” (Joshua 2:11).

**Directions:** Listen to your teacher read each question. • Circle the picture of the right answer.

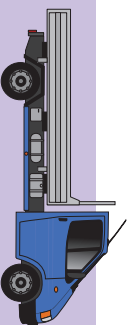
How many spies went to Jericho?

2

12

20

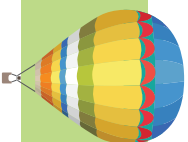
What was Rahab's house inside?




Where did Rahab hide the spies?



What did Rahab use to let the spies out the window?



Whom did Rahab trust to rescue her?



Whom should you put your faith in to rescue you from sin?

