


# God Created Us



God Created the World  
God Provided for Adam

## Notes to the Teacher

1. Remove the letter to parents from the front of each student book and sign each letter. Distribute the letter to the parents of each child in your class on or before the first Sunday of the quarter.
2. In preparation for the quarter, take apart all the student books and cut around the stickers. Put all the lesson 1 sheets and stickers in a folder; put all the lesson 2 sheets and stickers in another folder; continue for all thirteen lessons. This will save you time. Note that this quarter has a 14th lesson. There is no student book page or stickers for that lesson. There are downloadable review materials. See the teacher's guide for more information.
3. If a child is absent, be sure to give that child the student book sheet (and any stickers or additional pieces) and take-home card the week following the absence.

## Using the Student Book Sheets

This student book will help you review with the children the Bible lessons and memory verses. As the children work on their sheets, talk with them about the pictures. After printing a child's name on the paper, have that child repeat the Bible verse with you.

## Materials

<b>Lesson 1</b>	June 1	Puppy running, puppy sleeping stickers
<b>Lesson 2</b>	June 8	Rock sticker; sandpaper; blue cellophane
<b>Lesson 3</b>	June 15	Sunflower, tomato stickers; seeds or beans
<b>Lesson 4</b>	June 22	Sun, moon, star stickers
<b>Lesson 5</b>	June 29	Birds, fish stickers
<b>Lesson 6</b>	July 6	Turtle, grasshopper stickers
<b>Lesson 7</b>	July 13	Flower, flower/butterfly stickers
<b>Lesson 8</b>	July 20	Bird's nest, sleeping cat stickers
<b>Lesson 9</b>	July 27	Peacock, butterfly stickers
<b>Lesson 10</b>	August 3	Frog, bird stickers
<b>Lesson 11</b>	August 10	Bowl of food sticker
<b>Lesson 12</b>	August 17	Flowers, sun, leaves, snowflakes stickers
<b>Lesson 13</b>	August 24	Popsicle, lemonade stickers; fabric
<b>Lesson 14</b>	August 31	See downloadable review materials



**Regular Baptist Press**

2s & 3s Student Book • Summer Quarter 2025 • Vol. 7, No. 4 • © 2019 Regular Baptist Press • Printed in U.S.A.  
Scripture quotations are from The Holy Bible, English Standard Version® (ESV®), copyright © 2001 by Crossway, a publishing ministry of Good News Publishers. Used by permission. All rights reserved.

# Summer Quarter 2025



## **W**elcome to the 2s & 3s Department!

We're looking forward to an exciting quarter of Bible teaching and learning! We want to help your child learn about the amazing variety and beauty in God's creation, as well as God's power in creating this beautiful world. We also strive to make the learning experience a positive one for children.

## **Review with Your Child**

The lesson truths and Bible verses for this quarter are on the back of this page. Place the page where you will see it often. Try to use the Bible verses in informal conversation with your child. This will help your child realize God's Word is for everyday living—not just for Sunday!

Occasionally your child's student book page will include suggestions for activities you can do at home to reinforce the lesson. Some pages have action rhymes and songs you can try. You'll be amazed at the Bible facts your child can retain through rhyme and song.

## **News for You**

God's creation of the world is foundational to the Christian faith. Unlike the theory of evolution, which claims that man evolved through chance over billions of years, the Genesis account speaks of the Creator, Who purposely made man in His image on day six. When Adam and Eve disobeyed, God provided hope for fallen humanity through a sinless Savior, Jesus Christ. To find out more about these truths, please contact me or someone else in our church. We would be happy to share more about our wonderful Savior with you!

Sincerely,

---

Teacher

# Lesson Truths

## Weeks 1–8

### God Created the World

Learning about the account of creation in Genesis, children will discover that God made day and night; sky and land; things that grow; the sun, moon, and stars; seasons for His world; and living creatures, including fish and birds, animals, and people. Children will realize the greatness and power of God in creation and will be glad for everything God made.

## Weeks 9–13

### God Provided for Adam

Through the lessons in this unit, children will learn that God gave Adam work to do and that God forgave Adam and Eve. Children will also learn about the additions of Cain and Abel to Adam and Eve's family and will discover the wonderful truth that God made each child. Children will realize that God made them and planned for their families.

## Week 14

### Review

The extra week in this quarter gives the children an opportunity to review the key truths they learned earlier in the quarter.



# Bible Verses

## June 1, 8, 15, and 22

"God made the earth and the heavens"  
(Genesis 2:4).

## June 29 and July 6

"All things were made through him"  
(John 1:3).

## July 13 and August 10

"God created man"  
(Genesis 1:27).

## July 20

"The heavens and the earth were finished" (Genesis 2:1).

## July 27

"Work with your hands"  
(1 Thessalonians 4:11).

## August 3

"He [God] is faithful . . . to forgive us"  
(1 John 1:9).


## August 17

"You [God] have made summer and winter" (Psalm 74:17).


## August 24

"I am . . . wonderfully made"  
(Psalm 139:14).

Lesson 1 **God Made Day and Night**



Name \_\_\_\_\_



**Instructions:** Finish coloring the picture. Place the running puppy sticker on the X near the running boy and the sleeping puppy sticker on the rug.

## Today's Bible Story

"God Made Day and Night"

(Genesis 1:1-5)

## Today's Bible Verse

"God made the earth and the heavens" (Genesis 2:4).

## Suggestions for Parents

Help your child appreciate the light that God made when He created the world. When you turn on the light in a room or put sunglasses on outside, remind your child that God created light so we can play and do chores and see where we're going. When you pray with your child before bedtime, thank God for making the sky dark so we can sleep.

## An Action Rhyme to Do at Home

God made day

*(Raise arms over head, forming circle.)*

For me to play.

*(Run in place.)*

God made night

*(Cover eyes.)*

So I'd sleep tight.

*(Rest cheek on folded hands; pretend to sleep.)*